

2013, Hardcover  
ISBN 978-1-60918-230-4  
7" x 10", 494 Pages, \$65.00  
**DISCOUNT PRICE: \$55.25**

 **E-book Coming Soon\*\***  
[www.guilford.com/p/hayes3](http://www.guilford.com/p/hayes3)

## Introduction to Mediation, Moderation, and Conditional Process Analysis

*A Regression-Based Approach*

**Andrew F. Hayes**

“This decidedly readable, informative book is perfectly suited for a range of audiences, from the novice graduate student not quite ready for SEM to the advanced statistics instructor. Even the seasoned quantitative methodologist will benefit from Hayes's years of accumulated wisdom as he expertly navigates this burgeoning—and at times inconsistent—literature. This book is particularly well suited for graduate-level courses. Hayes brings conditional process analysis to life with such passion that even the most 'stat-o-phobic' will become convinced that they too can master SPSS (or SAS) process. The thoughtful use of real-life examples, accompanied by SPSS and SAS syntax and output, makes the book highly accessible.”

—**Shelley Brown, PhD**, Department of Psychology, Carleton University, Canada

“A welcome contribution. This book's accessible language and diverse set of examples will appeal to a wide variety of substantive researchers looking to explore how or why, and under what conditions, relationships among variables exist. Hayes has a unique ability to effectively communicate technical material to nontechnical audiences. He facilitates application of several cutting-edge statistical models by providing practical, well-oiled machinery for conducting the analyses in practice. I can use this book to enhance my graduate-level mediation class by extending the course to include more coverage on differentiating mediation versus moderation and on conditional process models that simultaneously evaluate both effects together.”

—**Amanda Jane Fairchild, PhD**, Department of Psychology, University of South Carolina

“Mediation and moderation are two of the most widely used statistical tools in the social sciences. Students and experienced researchers have been waiting for a clear, engaging, and comprehensive book on these topics for years, but the wait has been worth it—this book is an absolute winner. With his usual clarity, Hayes has written what will become the default resource on mediation and moderation for many years to come.”

—**Andy Field, PhD**, School of Psychology, University of Sussex, United Kingdom

“Hayes provides an accessible, thorough introduction to the analysis of models containing mediators, moderators, or both. The text is easy to follow and written at a level appropriate for an introductory graduate course on mediation and moderation analysis. The book is also an extremely useful resource for applied researchers interested in analyzing conditional process models. One strength is the inclusion of numerous examples using real data, with step-by-step instructions for analysis of the data and interpretation of the results. This book's largest contribution to the field is its replacement of the confusing terminology of mediated moderation and moderated mediation with the clearer and broader term conditional process model.”

—**Matthew Fritz, PhD**, Department of Psychology, Virginia Polytechnic Institute and State University

This engaging book explains the fundamentals of mediation and moderation analysis and their integration as “conditional process analysis.” Procedures are described for testing hypotheses about the mechanisms by which causal effects operate, the conditions under which they occur, and the moderation of mechanisms. Relying on the principles of ordinary least squares regression, Andrew Hayes carefully explains the estimation and interpretation of direct and indirect effects, probing and visualization of interactions, and testing of questions about moderated mediation. Examples using data from published studies illustrate how to conduct and report the analyses described in the book. Of special value, the book introduces and documents PROCESS, a macro for SPSS and SAS that does all the computations described in the book. The author's website ([www.afhayes.com](http://www.afhayes.com)) offers free downloads of PROCESS plus data files for the book's examples.

Find full information about this title online: [www.guilford.com/p/hayes3](http://www.guilford.com/p/hayes3)

**Guilford Publications, Inc.**  
72 Spring Street, New York, NY 10012

Use promotional code  
2E when ordering online  
for a 15% discount

**Order Online:** [www.guilford.com](http://www.guilford.com)  
**Call Toll-Free:** 9 AM - 5 PM Eastern  
800-365-7006 (or 212-431-9800)  
**Fax:** 212-966-6708 (24 hrs)  
**Professor Copies:** [www.guilford.com/professors](http://www.guilford.com/professors)

Name \_\_\_\_\_

Address 1 \_\_\_\_\_

Address 2 \_\_\_\_\_

City \_\_\_\_\_ State/Prov. \_\_\_\_\_ Zip/Postal Code \_\_\_\_\_

Daytime Phone # (To be used only if there is a question about your order) \_\_\_\_\_

E-mail (You will receive a shipment confirmation. Your e-mail address and phone # will not be released to any third party.) \_\_\_\_\_



Sign me up for e-Alerts offering exclusive discounts!

**Order *Introduction to Mediation, Moderation, and Conditional Process Analysis***

Copies in Hardcover  
ISBN 978-1-60918-230-4, ~~\$65.00~~, **\$55.25\***

\$ \_\_\_\_\_ Amount

\$ \_\_\_\_\_ Shipping: In US (via USPS Media Mail), add \$5 for 1st book, \$2.50 each add'l. To Canada (via CanPar), \$9.00 per order.

\$ \_\_\_\_\_ Subtotal

\$ \_\_\_\_\_ CA, NY, and PA residents add sales tax;  
Canadian residents add GST

\$ \_\_\_\_\_ Total

**FREE SHIPPING!**

on all prepaid  
US online  
orders over \$49!  
Canadian charges  
reduced!

**Method of Payment:**

Check or Money Order Enclosed (US Dollars Only)

Institutional PO Attached

BILL MY:  MasterCard  Visa  American Express

Account # \_\_\_\_\_ CVV # \_\_\_\_\_

Signature (Required on credit card orders) \_\_\_\_\_ Exp. Date \_\_\_\_\_

\*List prices slightly higher outside the US and Canada and are subject to change.  
Special offers valid in the US and Canada only.

**e** \*\* Many Guilford titles are available as e-books directly from our website or from major e-book vendors, including Amazon, Barnes & Noble, and Google Play. If an e-book is available, you can find it for sale on Guilford's product page along with the print edition(s). For titles that are coming soon, the e-book format will be published shortly after the print edition(s). Go to [www.guilford.com/ebooks](http://www.guilford.com/ebooks) for more information.

[Public Seminars](#)[On-Site Seminars](#)

# Integrating Mediation and Moderation Analysis: Fundamentals using PROCESS

A short seminar by [Andrew Hayes, Ph.D.](#)

Conditional Process Analysis, also known as the analysis of *moderated mediation*, is the integration of mediation and moderation analysis and used when one's analytical goal is to describe and understand the conditional nature of the mechanism or mechanisms by which a variable transmits its effect on another (see [Hayes, 2013](#)). After a brief introduction to principles of mediation and moderation analysis, this half-day seminar introduces the fundamentals of conditional process analysis and its implementation using the PROCESS tool for SPSS or SAS. Using OLS regression-based path analysis, it covers the estimation of various classes of models which allow indirect and/or direct effects to be moderated, the estimation of conditional indirect effects, testing a moderated mediation hypothesis, and how to compare conditional indirect effects.

## WHO SHOULD ATTEND?

This seminar will be helpful for researchers in any field—including psychology, sociology, education, business, human development, political science, public health, and communication—who want to learn how to conduct a conditional process analysis using SPSS and SAS. Participants should have a basic working knowledge of the principles and practice of multiple regression and elementary statistical inference. No knowledge of matrix algebra is required or assumed.

## REGISTRATION

The fee of \$250.00 includes all seminar materials.

[REGISTER NOW](#)

### SEMINAR INFORMATION

Wednesday, August 7, 2013 1:00 PM – 5:00 PM (Eastern Time)

Renaissance Washington, DC Downtown Hotel  
999 Ninth Street NW  
Washington, DC 20001  
United States

[View Map](#)

### CONTACT INFORMATION

Phone: 610-642-1941

Fax: 419-818-1220

Email: [info@statisticalhorizons.com](mailto:info@statisticalhorizons.com)

### PAYMENT INSTRUCTIONS

The fee of \$250 includes all course materials.

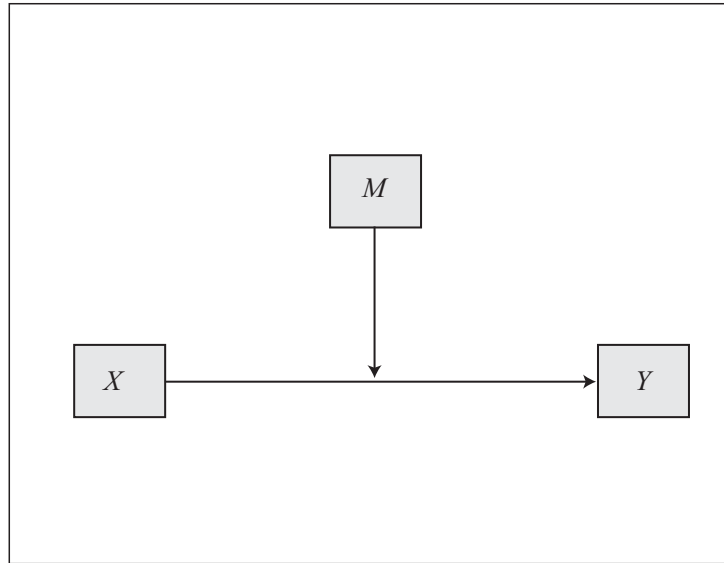
PayPal and all major credit cards are accepted.

Our Tax ID number is 26-4576270.

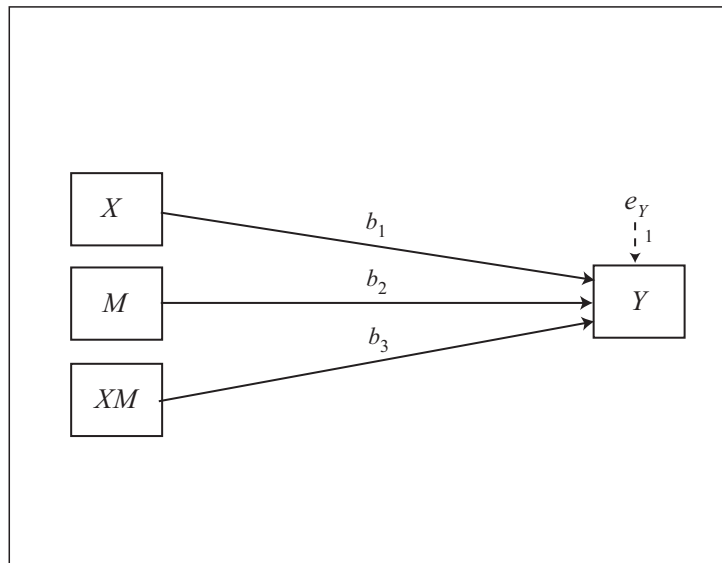
[REGISTER NOW](#)

### Model 1

Conceptual Diagram



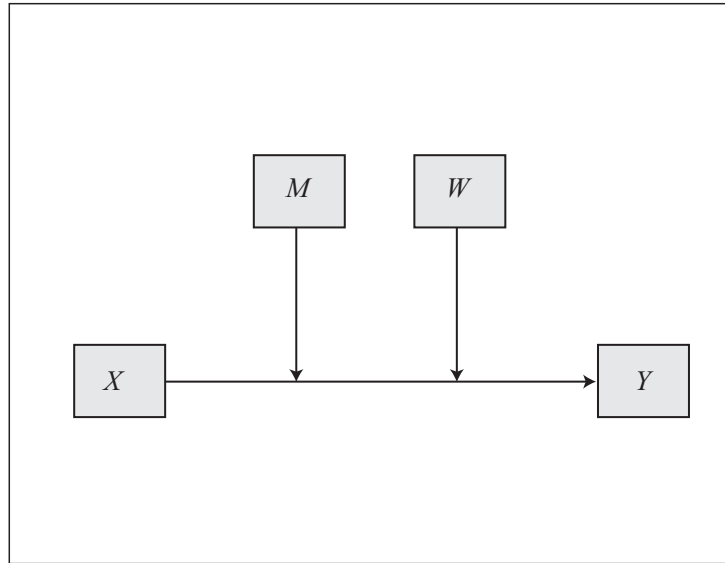
Statistical Diagram



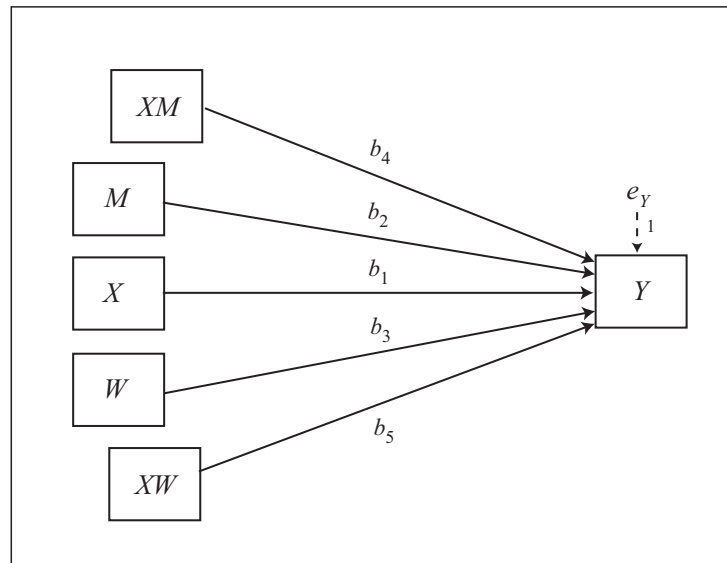
Conditional effect of  $X$  on  $Y = b_1 + b_3M$

## Model 2

Conceptual Diagram



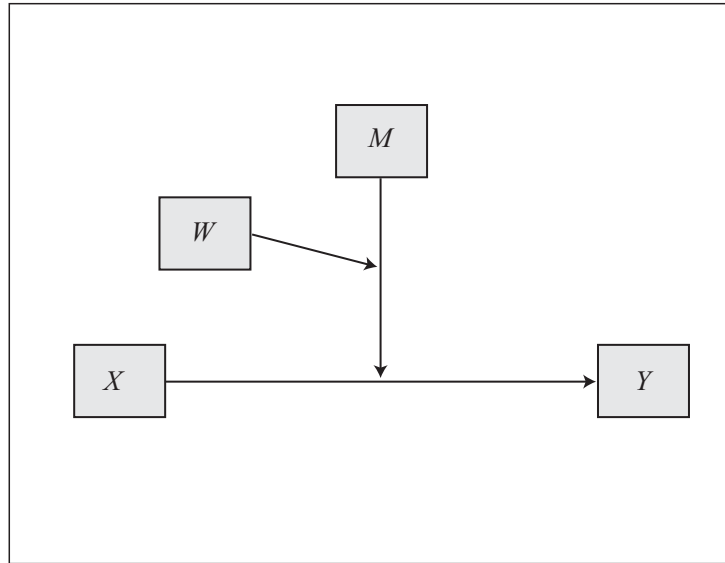
Statistical Diagram



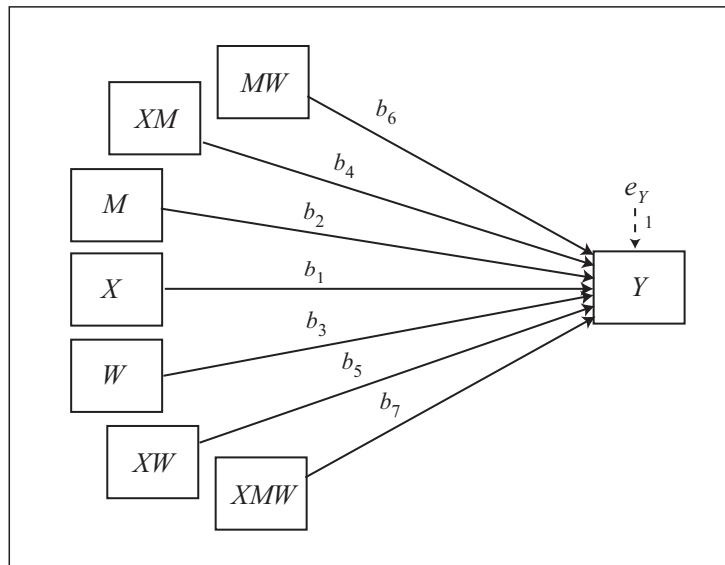
Conditional effect of  $X$  on  $Y = b_1 + b_4M + b_5W$

### Model 3

Conceptual Diagram



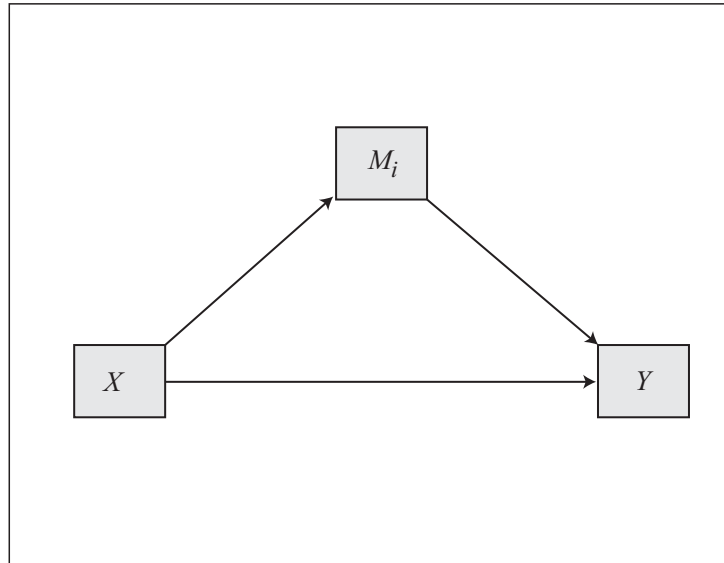
Statistical Diagram



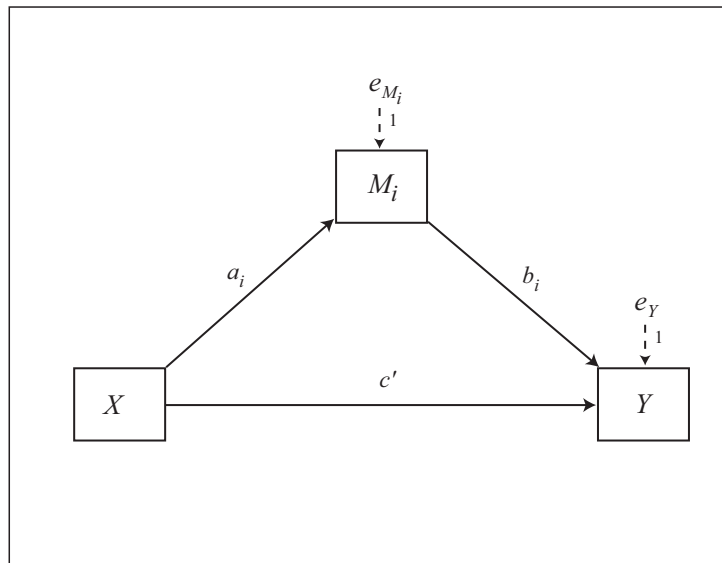
$$\text{Conditional effect of } X \text{ on } Y = b_1 + b_4M + b_5W + b_7MW$$

### Model 4

Conceptual Diagram



Statistical Diagram



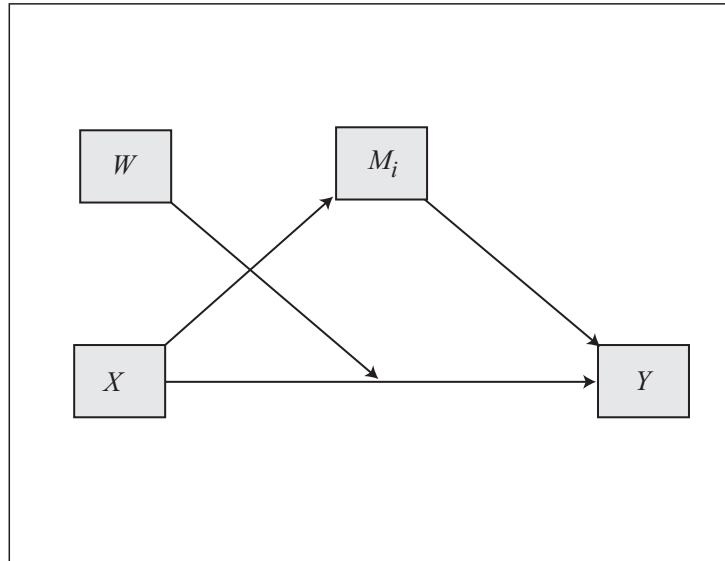
Indirect effect of  $X$  on  $Y$  through  $M_i = a_i b_i$

Direct effect of  $X$  on  $Y = c'$

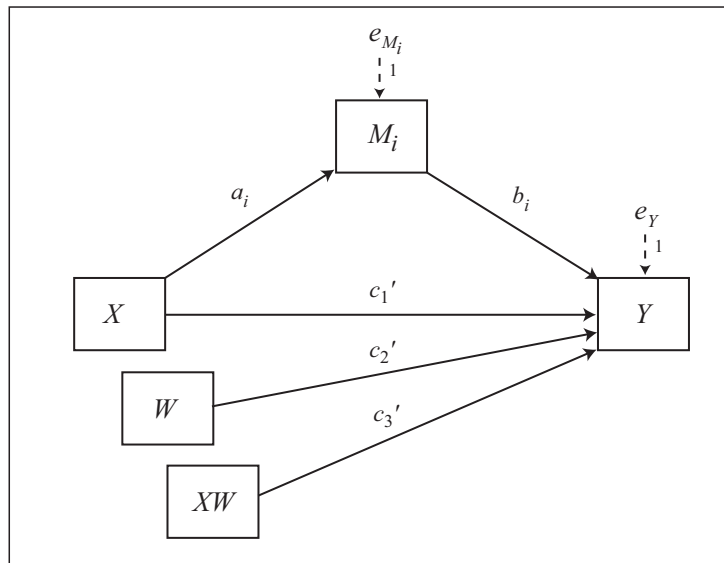
\*Model 4 allows up to 10 mediators operating in parallel

### Model 5

Conceptual Diagram



Statistical Diagram



Indirect effect of  $X$  on  $Y$  through  $M_i = a_i b_i$

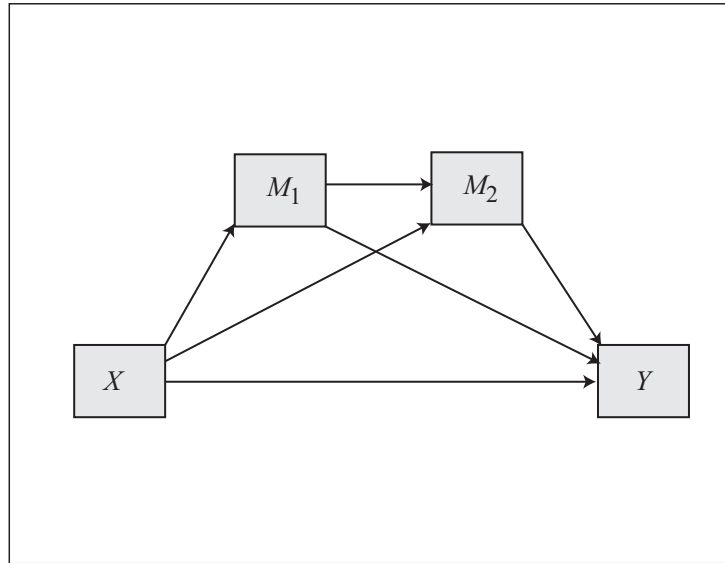
Conditional direct effect of  $X$  on  $Y = c_1' + c_3'W$

\*Model 5 allows up to 10 mediators operating in parallel

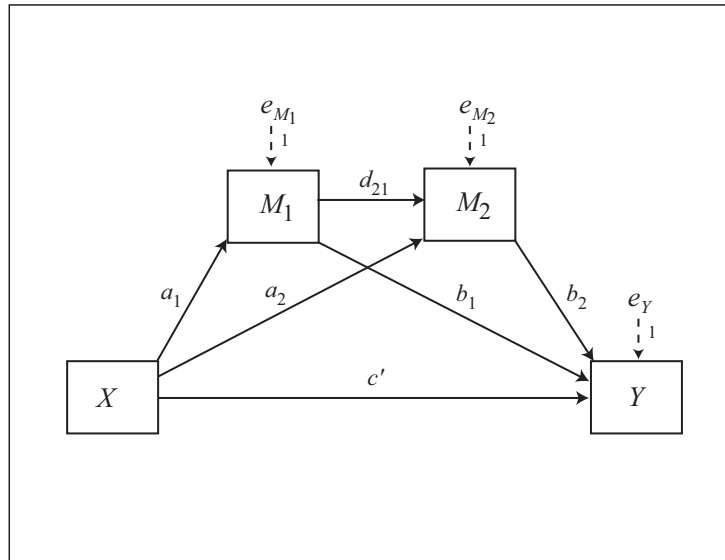


**Model 6**  
(2 mediators)

Conceptual Diagram



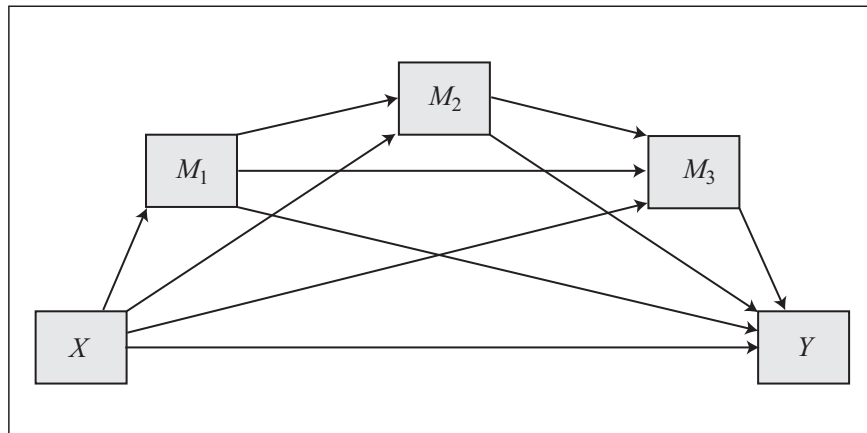
Statistical Diagram



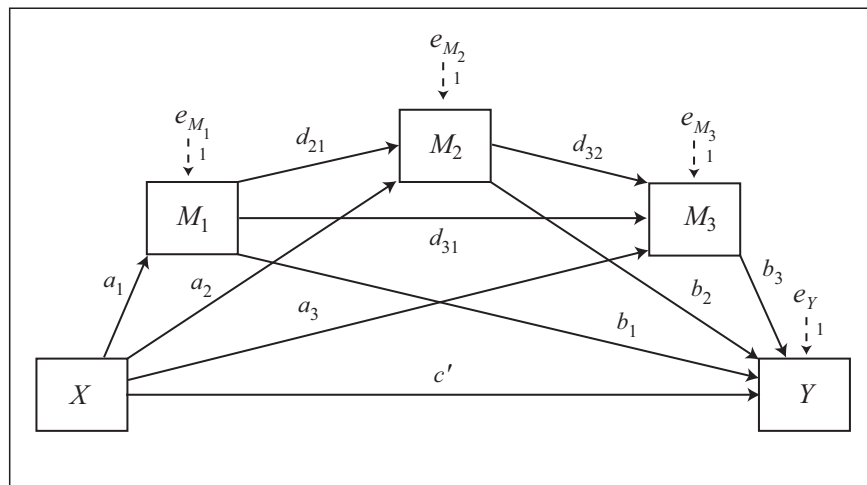
Indirect effect of  $X$  on  $Y$  through  $M_i$  only =  $a_i b_i$   
Indirect effect of  $X$  on  $Y$  through  $M_1$  and  $M_2$  in serial =  $a_1 d_{21} b_2$   
Direct effect of  $X$  on  $Y$  =  $c'$

**Model 6**  
 (3 mediators)

Conceptual Diagram



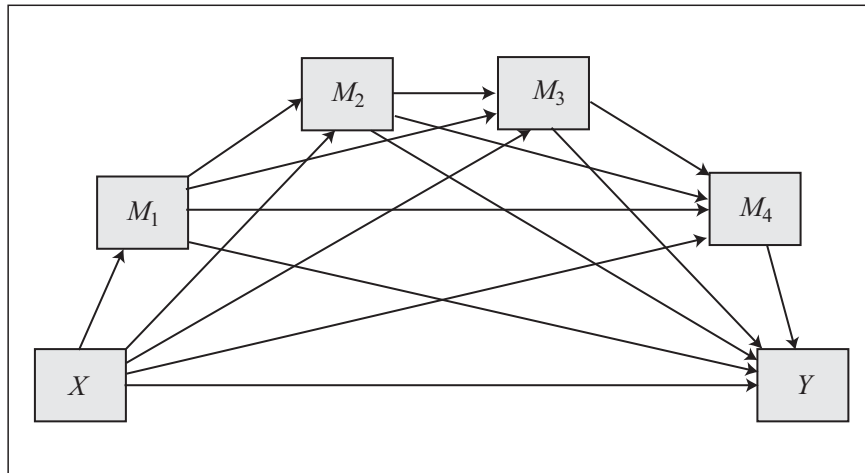
Statistical Diagram



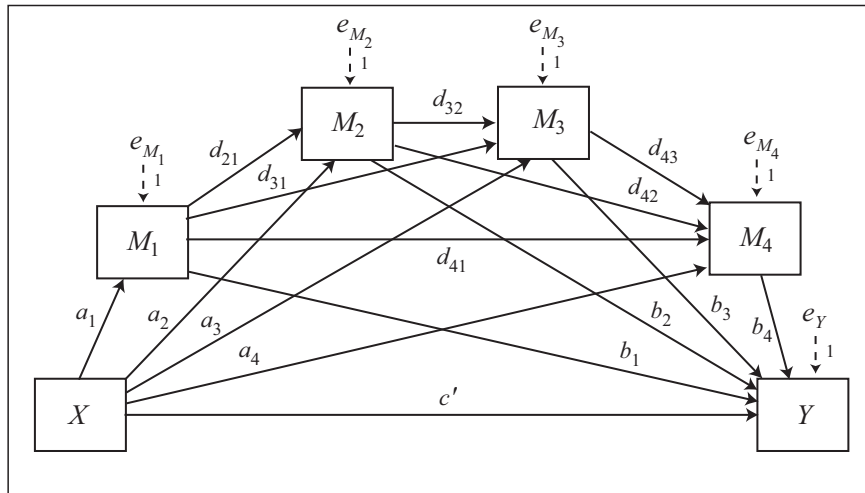
- Indirect effect of  $X$  on  $Y$  through  $M_i$  only =  $a_i b_i$
- Indirect effect of  $X$  on  $Y$  through  $M_1$  and  $M_2$  in serial =  $a_1 d_{21} b_2$
- Indirect effect of  $X$  on  $Y$  through  $M_1$  and  $M_3$  in serial =  $a_1 d_{31} b_3$
- Indirect effect of  $X$  on  $Y$  through  $M_2$  and  $M_3$  in serial =  $a_2 d_{32} b_3$
- Indirect effect of  $X$  on  $Y$  through  $M_1$ ,  $M_2$ , and  $M_3$  in serial =  $a_1 d_{21} d_{32} b_3$
- Direct effect of  $X$  on  $Y$  =  $c'$

**Model 6**  
 (4 mediators)

Conceptual Diagram



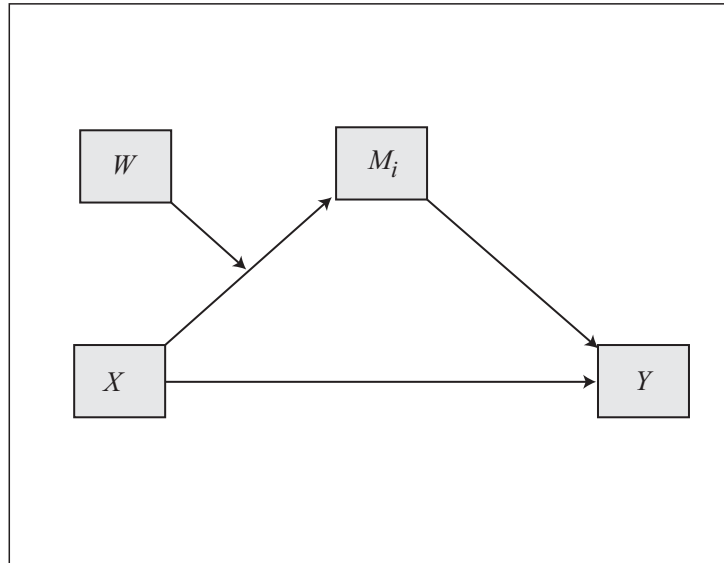
Statistical Diagram



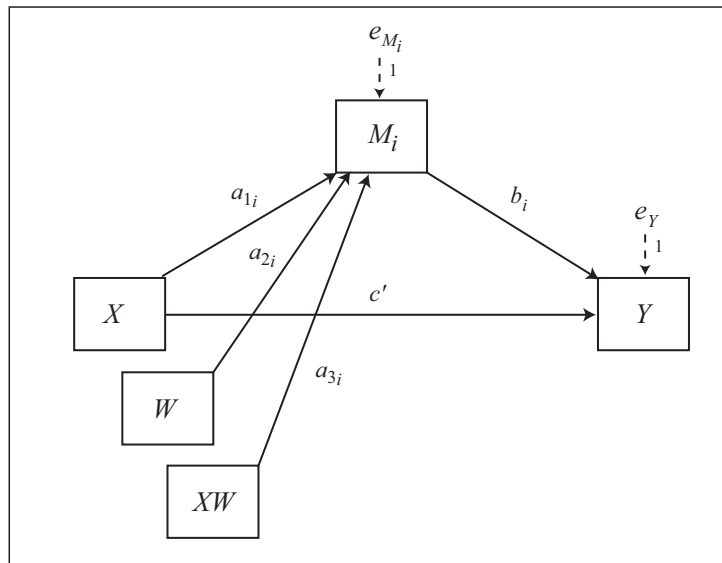
- Indirect effect of  $X$  on  $Y$  through  $M_i$  only =  $a_i b_i$
- Indirect effect of  $X$  on  $Y$  through  $M_1$  and  $M_2$  in serial =  $a_1 d_{21} b_2$
- Indirect effect of  $X$  on  $Y$  through  $M_1$  and  $M_3$  in serial =  $a_1 d_{31} b_3$
- Indirect effect of  $X$  on  $Y$  through  $M_1$  and  $M_4$  in serial =  $a_1 d_{41} b_4$
- Indirect effect of  $X$  on  $Y$  through  $M_2$  and  $M_3$  in serial =  $a_2 d_{32} b_3$
- Indirect effect of  $X$  on  $Y$  through  $M_2$  and  $M_4$  in serial =  $a_2 d_{42} b_4$
- Indirect effect of  $X$  on  $Y$  through  $M_3$  and  $M_4$  in serial =  $a_3 d_{43} b_4$
- Indirect effect of  $X$  on  $Y$  through  $M_1$ ,  $M_2$ , and  $M_3$  in serial =  $a_1 d_{21} d_{32} b_3$
- Indirect effect of  $X$  on  $Y$  through  $M_1$ ,  $M_2$ , and  $M_4$  in serial =  $a_1 d_{21} d_{42} b_4$
- Indirect effect of  $X$  on  $Y$  through  $M_1$ ,  $M_3$ , and  $M_4$  in serial =  $a_1 d_{31} d_{43} b_4$
- Indirect effect of  $X$  on  $Y$  through  $M_2$ ,  $M_3$ , and  $M_4$  in serial =  $a_2 d_{32} d_{43} b_4$
- Indirect effect of  $X$  on  $Y$  through  $M_1$ ,  $M_2$ ,  $M_3$ , and  $M_4$  in serial =  $a_1 d_{21} d_{32} d_{43} b_4$
- Direct effect of  $X$  on  $Y = c'$

### Model 7

Conceptual Diagram



Statistical Diagram



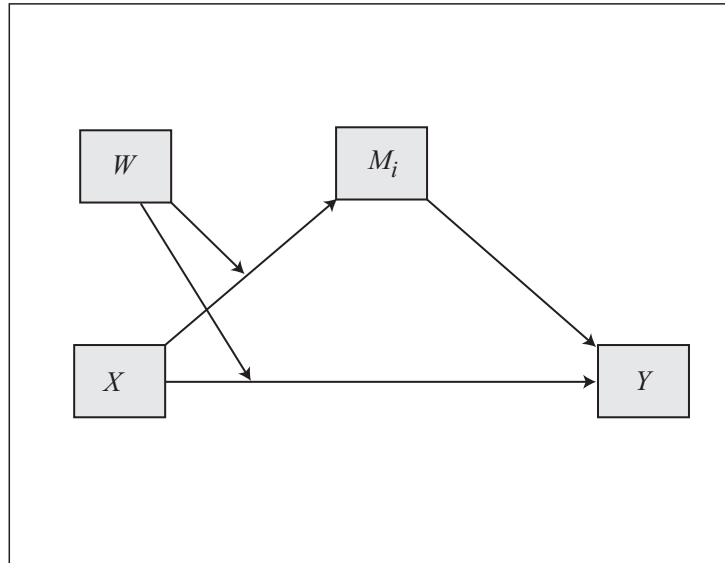
Conditional indirect effect of  $X$  on  $Y$  through  $M_i = (a_{1i} + a_{3i}W)b_i$

Direct effect of  $X$  on  $Y = c'$

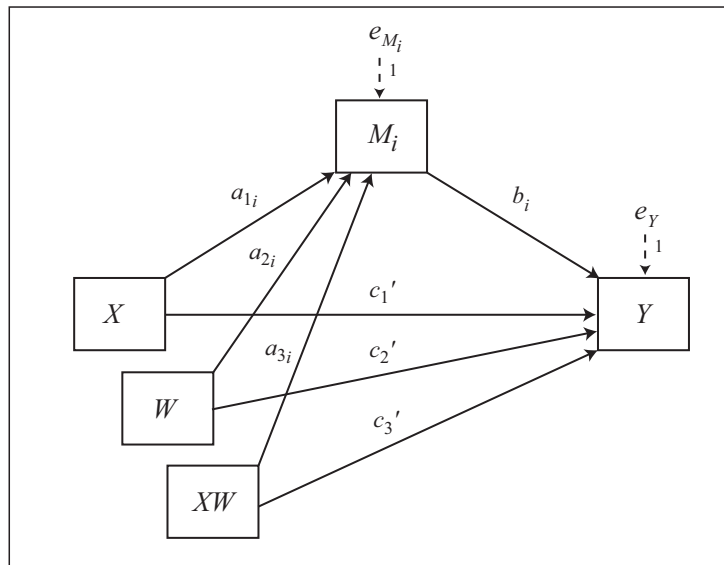
\*Model 7 allows up to 10 mediators operating in parallel

### Model 8

Conceptual Diagram



Statistical Diagram



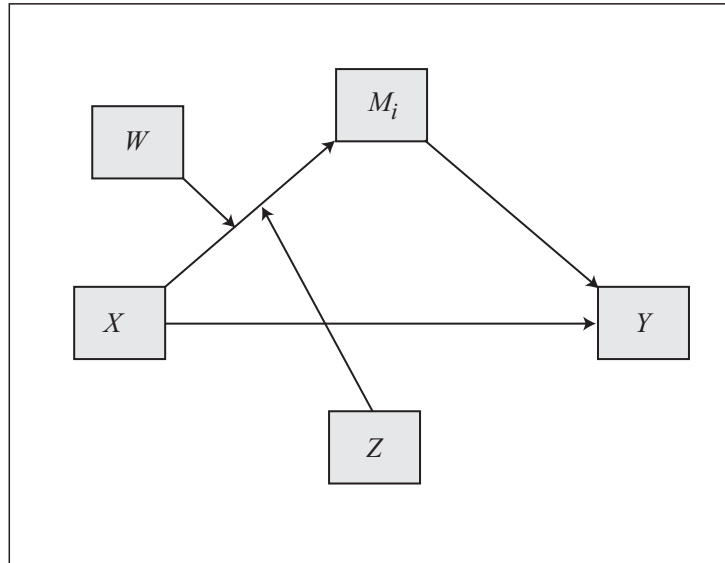
Conditional indirect effect of  $X$  on  $Y$  through  $M_i = (a_{1i} + a_{3i}W)b_i$

Conditional direct effect of  $X$  on  $Y = c_1' + c_3'W$

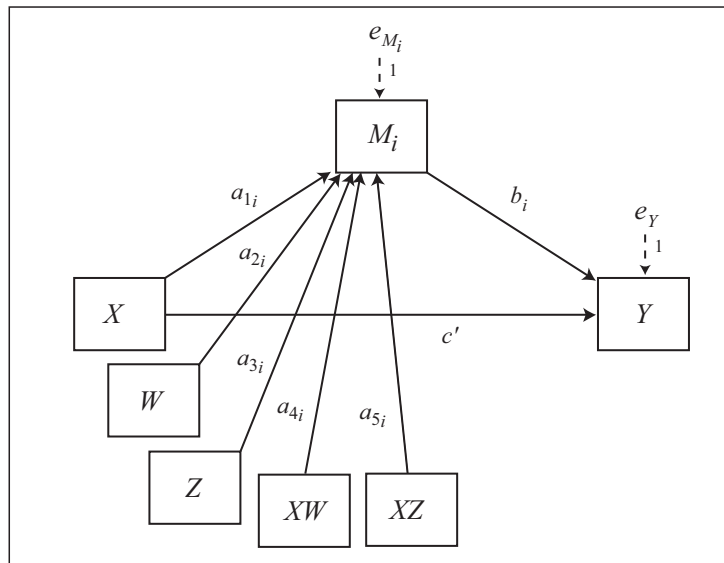
\*Model 8 allows up to 10 mediators operating in parallel

### Model 9

Conceptual Diagram



Statistical Diagram

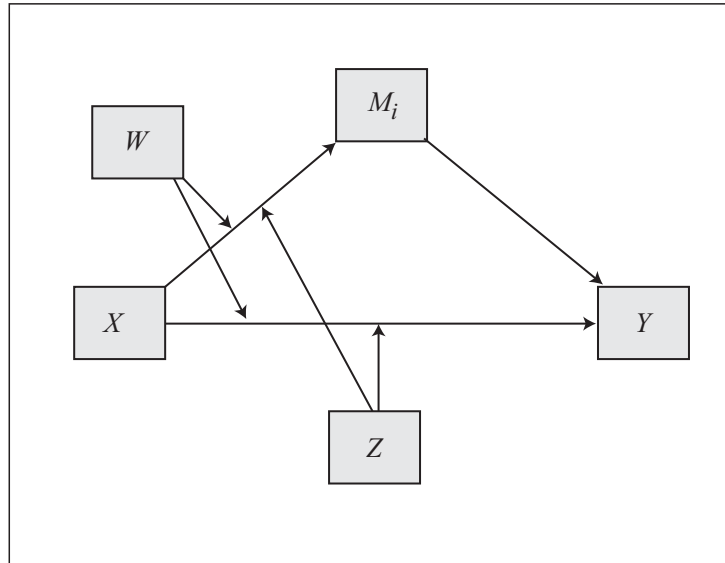


Conditional indirect effect of  $X$  on  $Y$  through  $M_i = (a_{1i} + a_{4i}W + a_{5i}Z) b_i$   
 Direct effect of  $X$  on  $Y = c'$

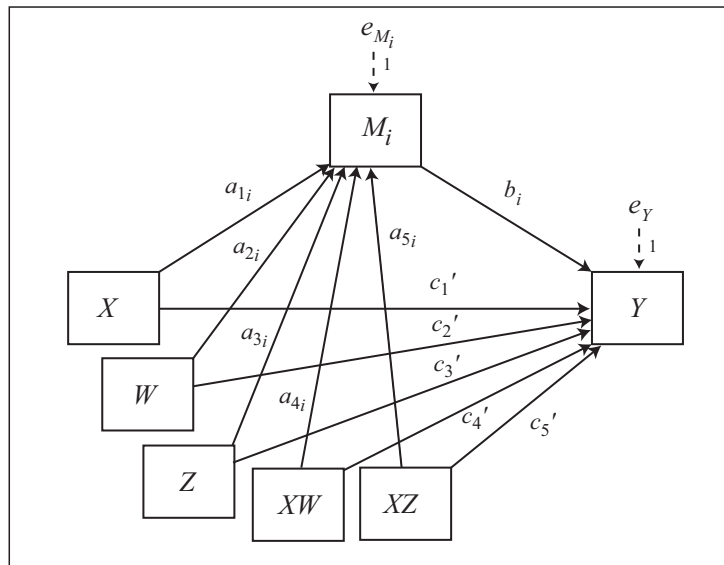
\*Model 9 allows up to 10 mediators operating in parallel

### Model 10

Conceptual Diagram



Statistical Diagram



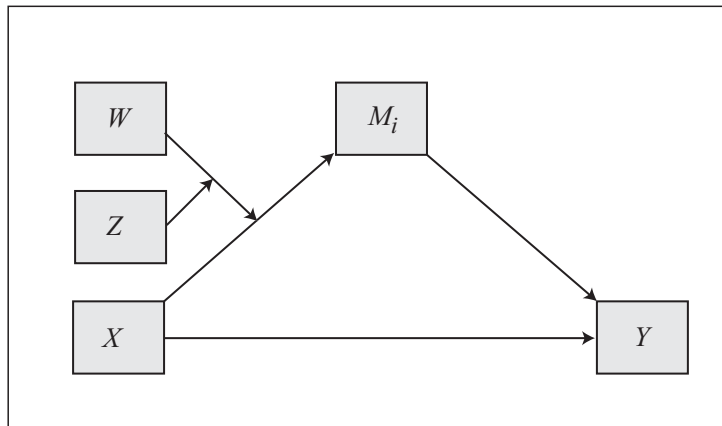
Conditional indirect effect of  $X$  on  $Y$  through  $M_i = (a_{1i} + a_{4i}W + a_{5i}Z) b_i$

Conditional direct effect of  $X$  on  $Y = c_1' + c_4'W + c_5'Z$

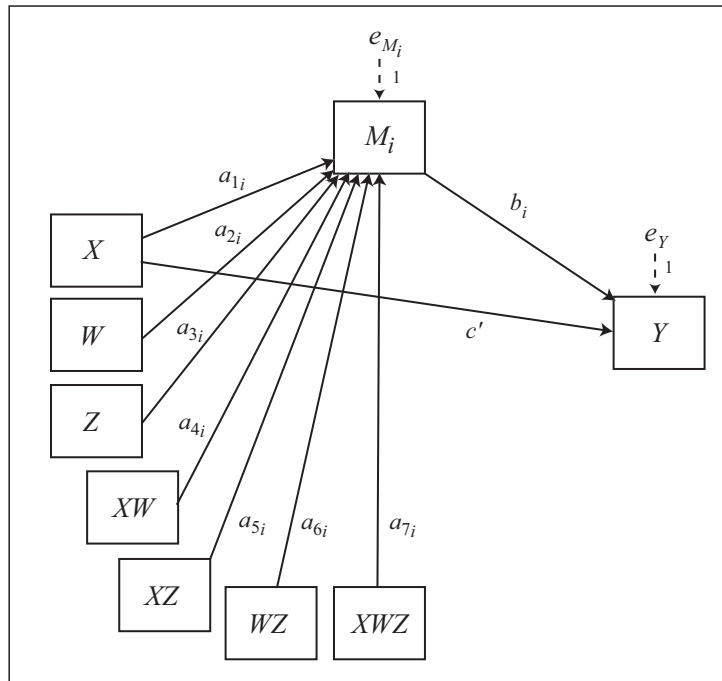
\*Model 10 allows up to 10 mediators operating in parallel

### Model 11

Conceptual Diagram



Statistical Diagram



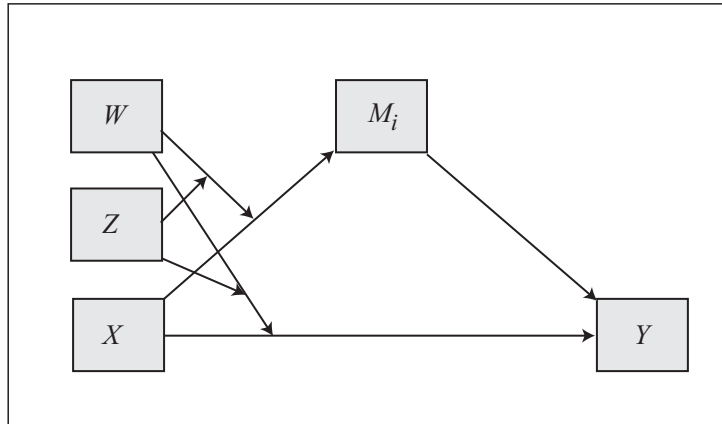
Conditional indirect effect of X on Y through  $M_i = (a_{1i} + a_{4i}W + a_{5i}Z + a_{7i}WZ) b_i$   
 Direct effect of X on Y =  $c'$

\*Model 11 allows up to 10 mediators operating in parallel

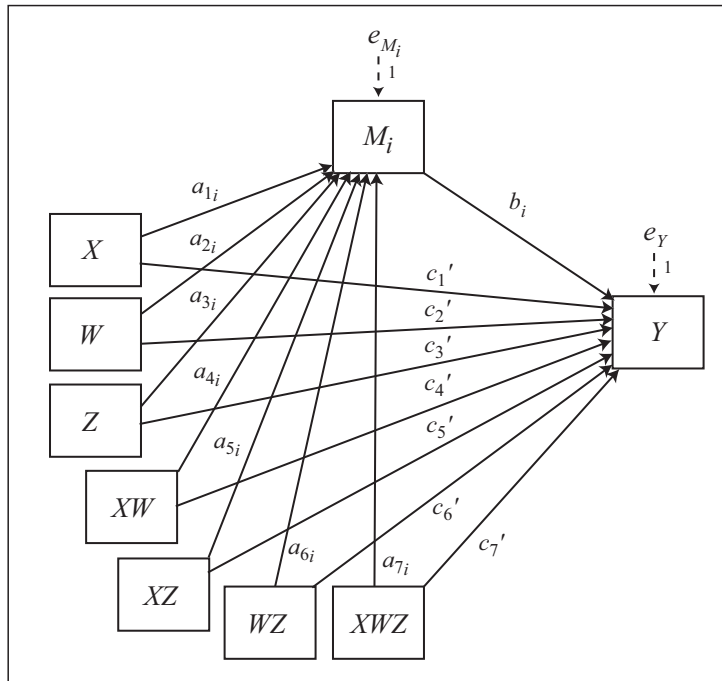


### Model 12

Conceptual Diagram



Statistical Diagram



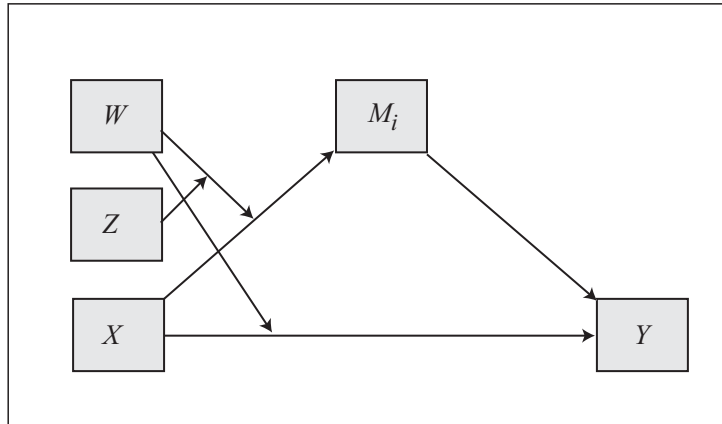
Conditional indirect effect of X on Y through  $M_i = (a_{1i} + a_{4i}W + a_{5i}Z + a_{7i}WZ) b_i$

Conditional direct effect of X on Y =  $c_1' + c_4'W + c_5'Z + c_7'WZ$

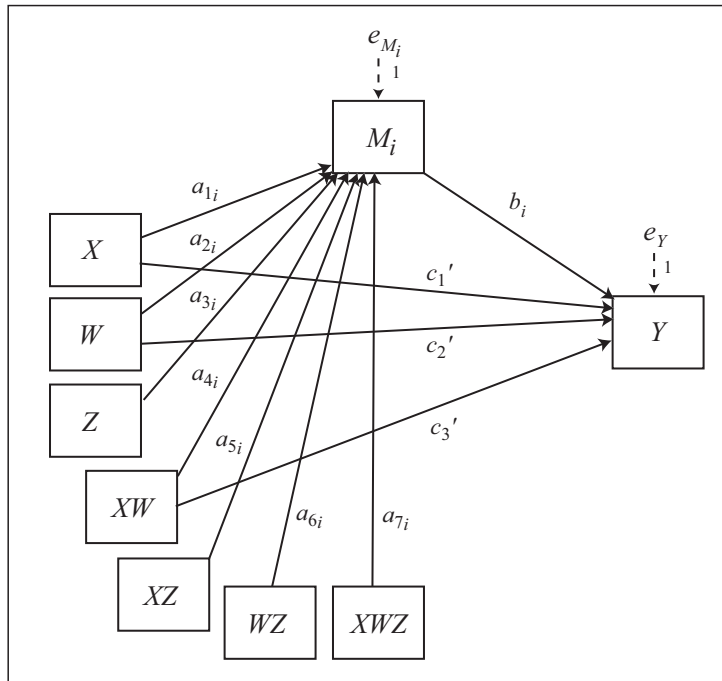
\*Model 12 allows up to 10 mediators operating in parallel

### Model 13

Conceptual Diagram



Statistical Diagram



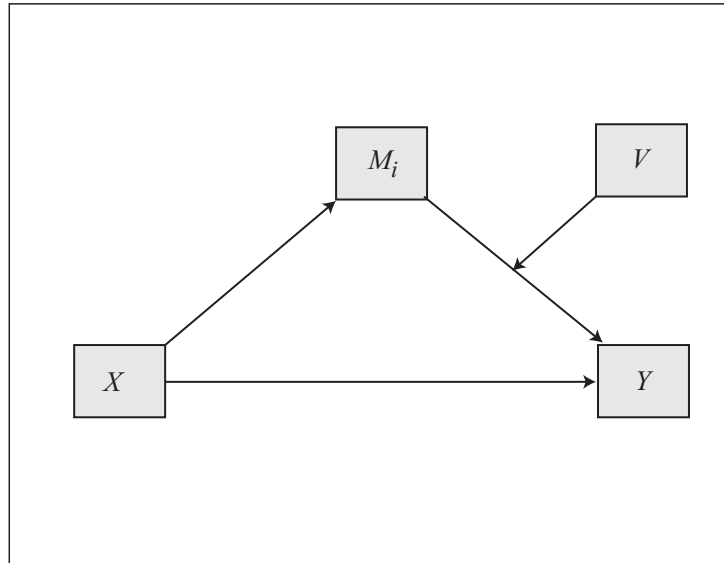
Conditional indirect effect of X on Y through  $M_i = (a_{1i} + a_{4i}W + a_{5i}Z + a_{7i}WZ) b_i$

Conditional direct effect of X on Y =  $c_1' + c_3'W$

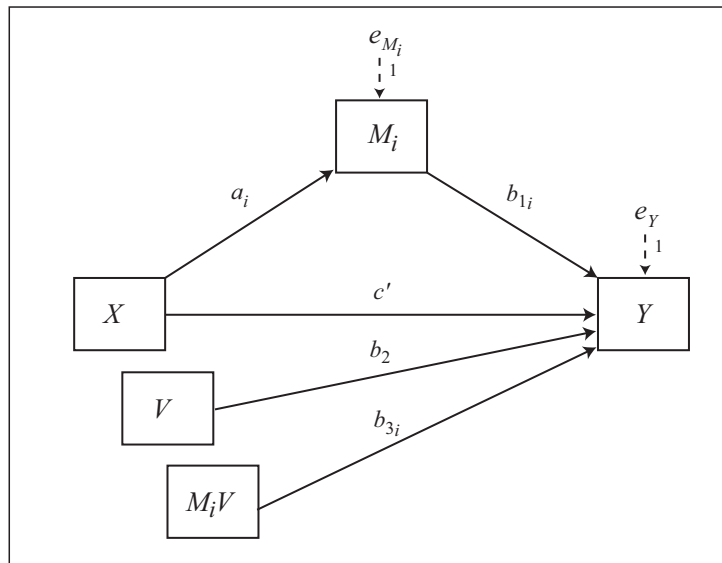
\*Model 13 allows up to 10 mediators operating in parallel

### Model 14

Conceptual Diagram



Statistical Diagram



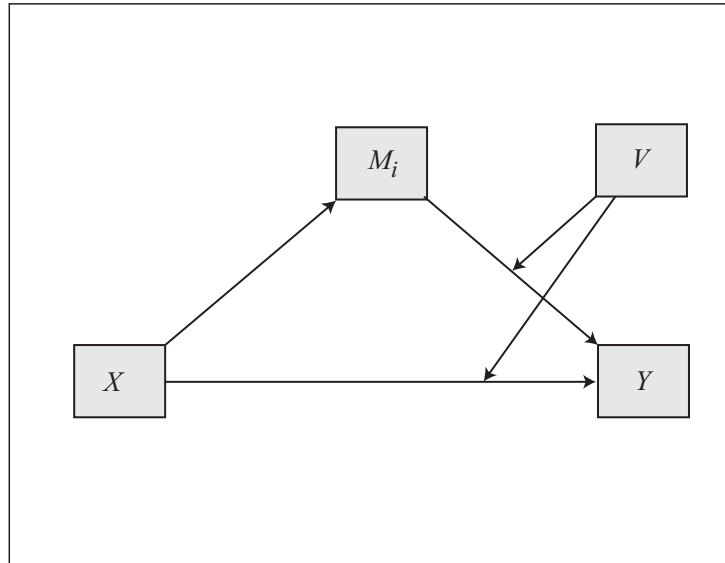
Conditional indirect effect of  $X$  on  $Y$  through  $M_i = a_i (b_{1i} + b_{3i}V)$

Direct effect of  $X$  on  $Y = c'$

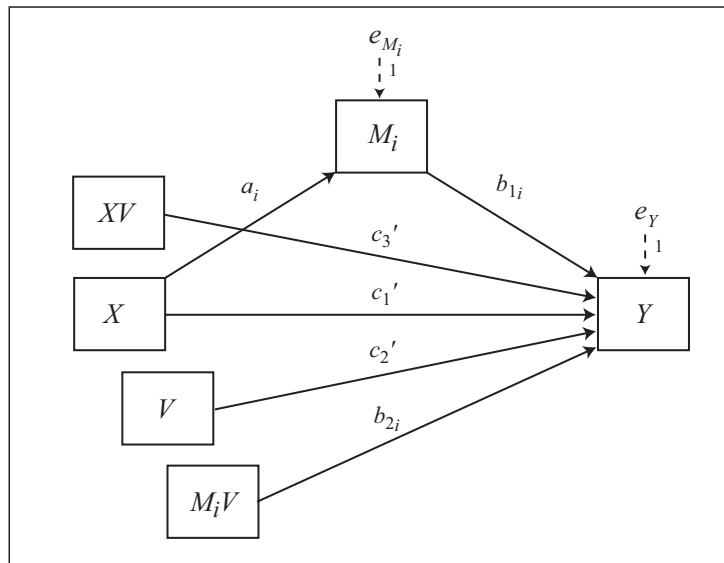
\*Model 14 allows up to 10 mediators operating in parallel

### Model 15

Conceptual Diagram



Statistical Diagram



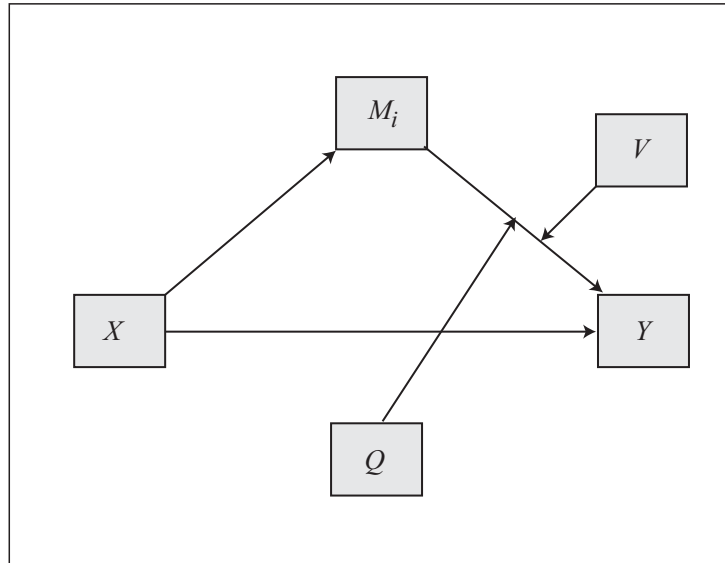
Conditional indirect effect of  $X$  on  $Y$  through  $M_i = a_i (b_{1i} + b_{2i}V)$

Conditional direct effect of  $X$  on  $Y = c_1' + c_3'V$

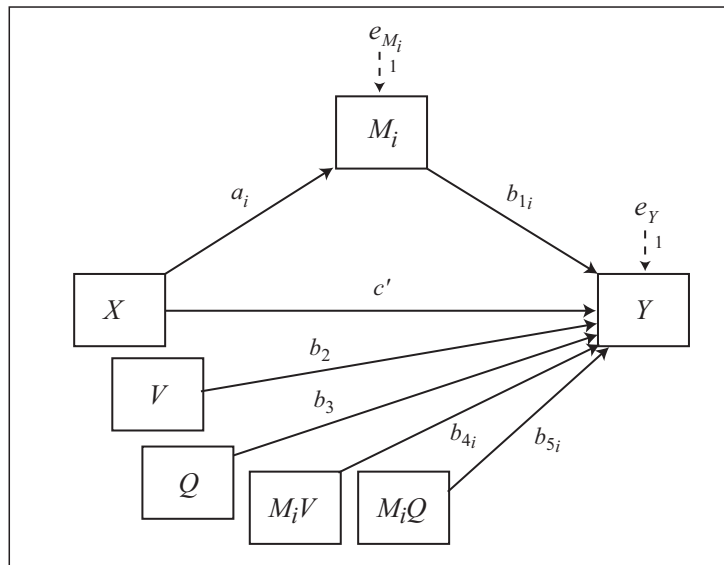
\*Model 15 allows up to 10 mediators operating in parallel

### Model 16

Conceptual Diagram



Statistical Diagram

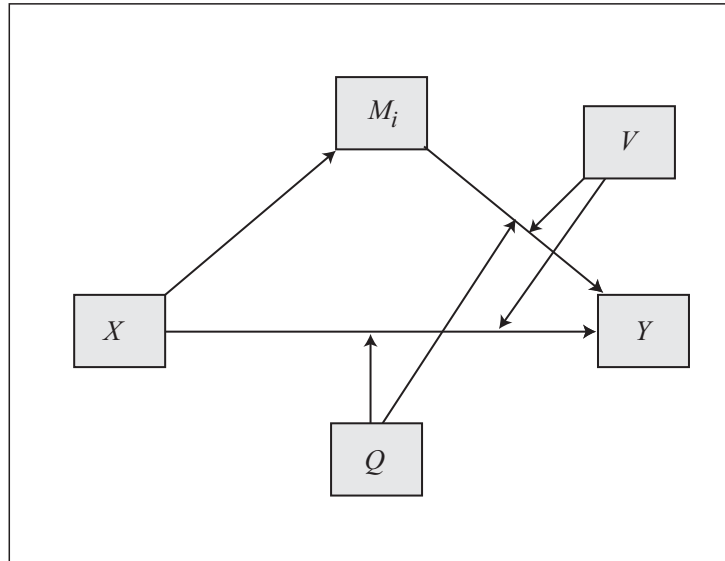


Conditional indirect effect of  $X$  on  $Y$  through  $M_i = a_i (b_{1i} + b_{4i}V + b_{5i}Q)$   
 Direct effect of  $X$  on  $Y = c'$

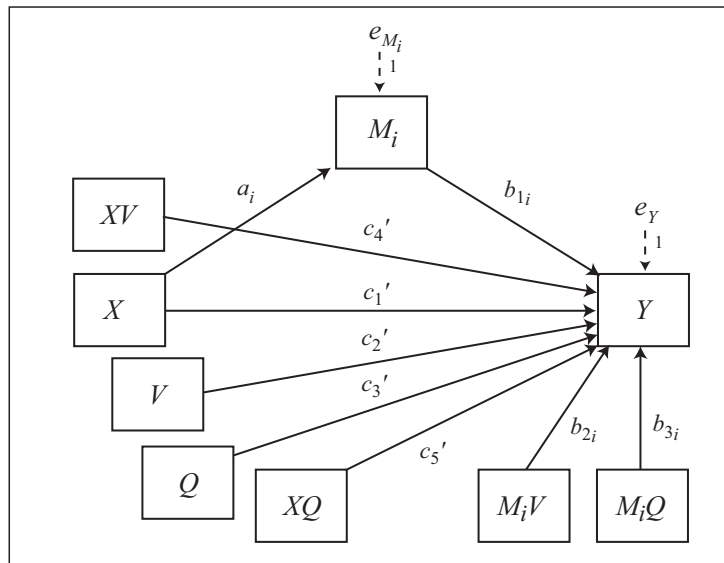
\*Model 16 allows up to 10 mediators operating in parallel

### Model 17

Conceptual Diagram



Statistical Diagram



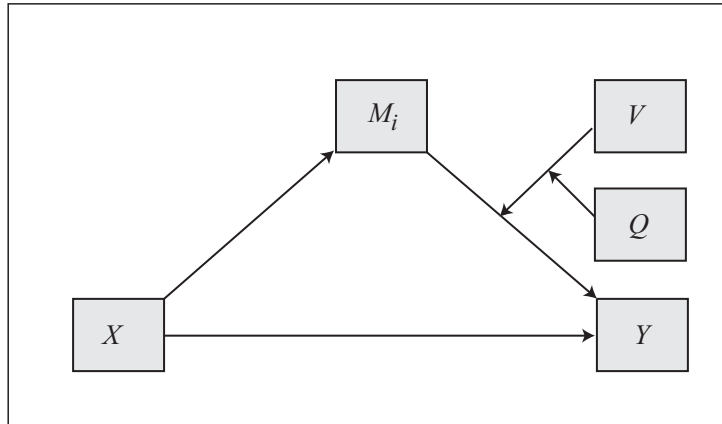
Conditional indirect effect of  $X$  on  $Y$  through  $M_i = a_i (b_{1i} + b_{2i}V + b_{3i}Q)$

Conditional direct effect of  $X$  on  $Y = c_1' + c_4'V + c_5'Q$

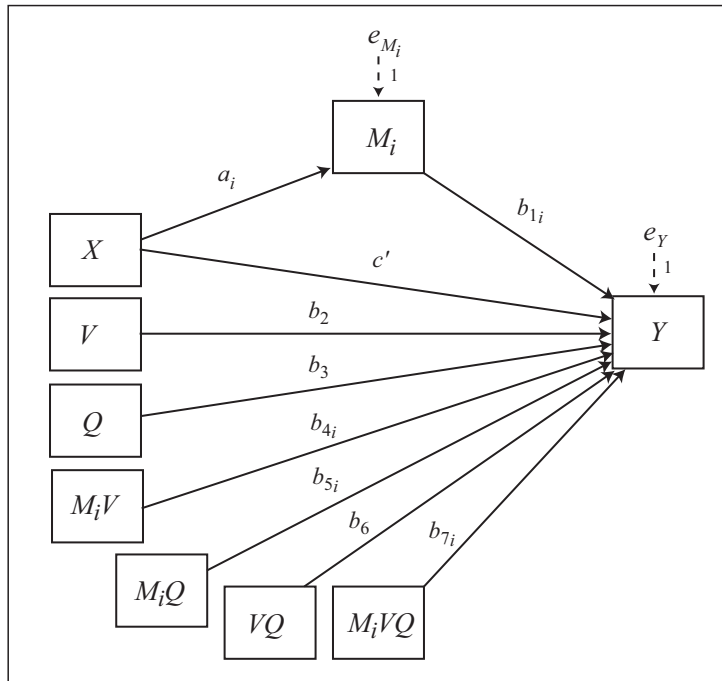
\*Model 17 allows up to 10 mediators operating in parallel

### Model 18

Conceptual Diagram



Statistical Diagram



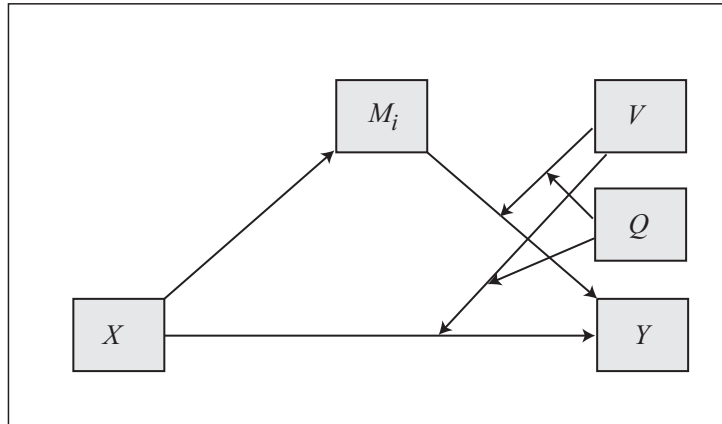
Conditional indirect effect of  $X$  on  $Y$  through  $M_i = a_i(b_{1i} + b_{4i}V + b_{5i}Q + b_{7i}VQ)$

Direct effect of  $X$  on  $Y = c'$

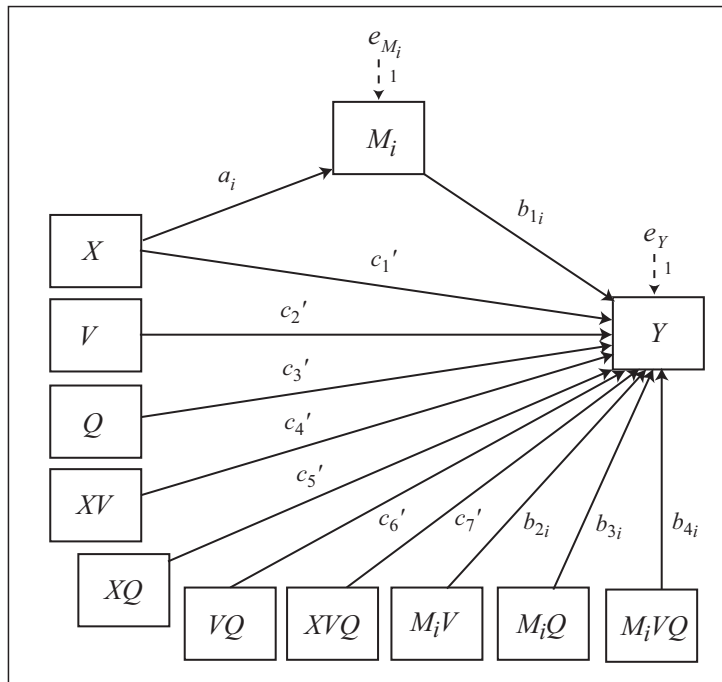
\*Model 18 allows up to 10 mediators operating in parallel

### Model 19

Conceptual Diagram



Statistical Diagram



Conditional indirect effect of  $X$  on  $Y$  through  $M_i = a_i(b_{1i} + b_{2i}V + b_{3i}Q + b_{4i}VQ)$

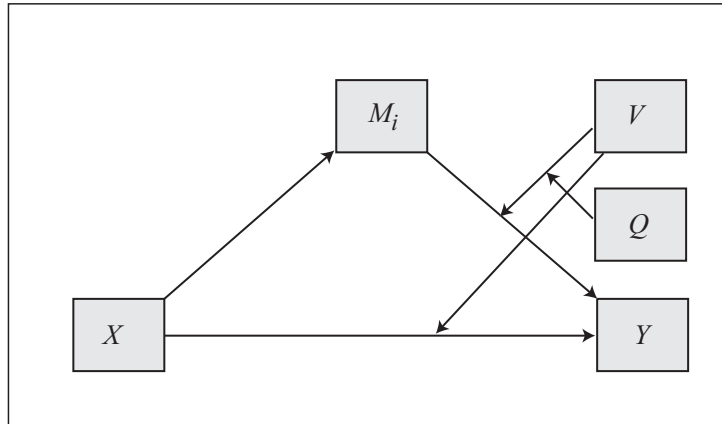
Conditional direct effect of  $X$  on  $Y = c_1' + c_4'V + c_5'Q + c_7'VQ$

\*Model 19 allows up to 10 mediators operating in parallel

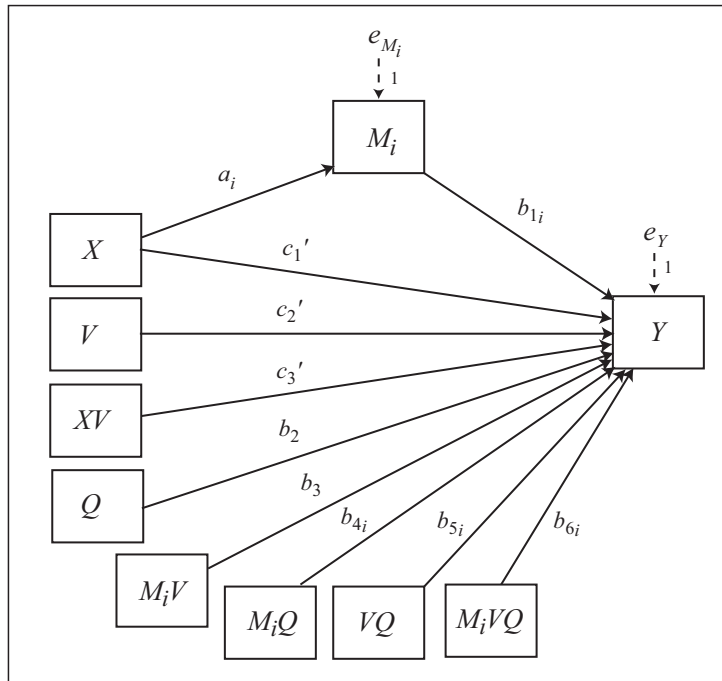


### Model 20

Conceptual Diagram



Statistical Diagram



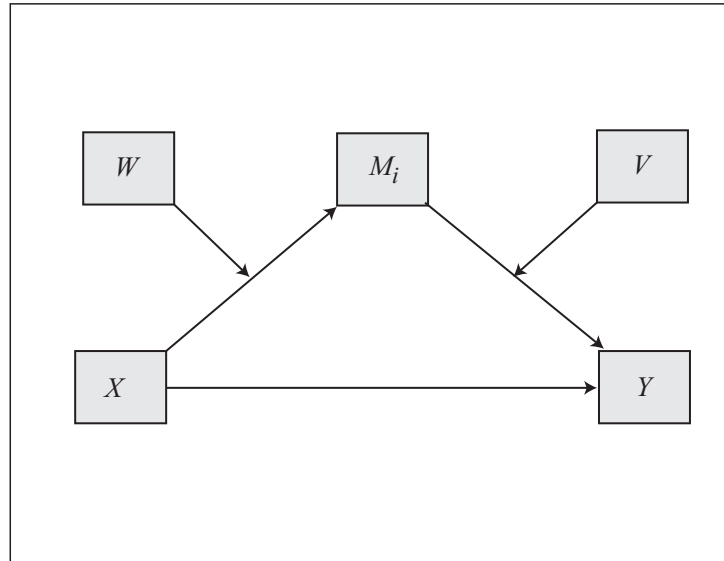
Conditional indirect effect of  $X$  on  $Y$  through  $M_i = a_i(b_{1i} + b_{3i}V + b_{4i}Q + b_{6i}VQ)$

Conditional direct effect of  $X$  on  $Y = c_1' + c_3'V$

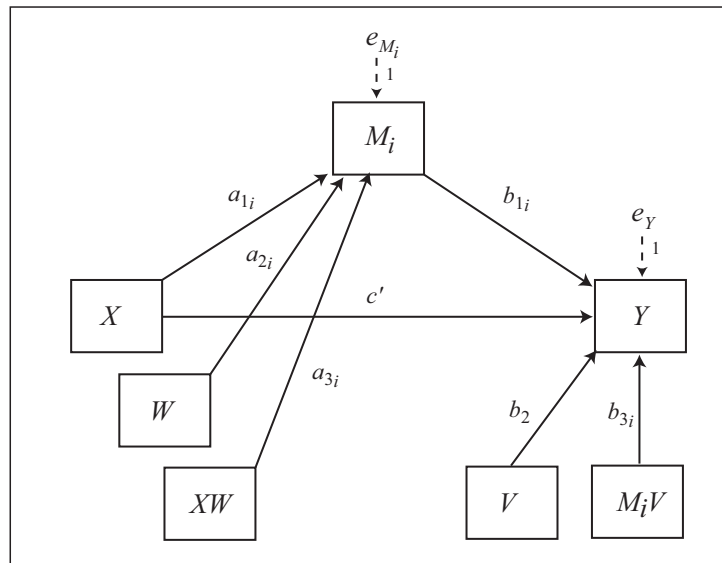
\*Model 20 allows up to 10 mediators operating in parallel

### Model 21

Conceptual Diagram



Statistical Diagram

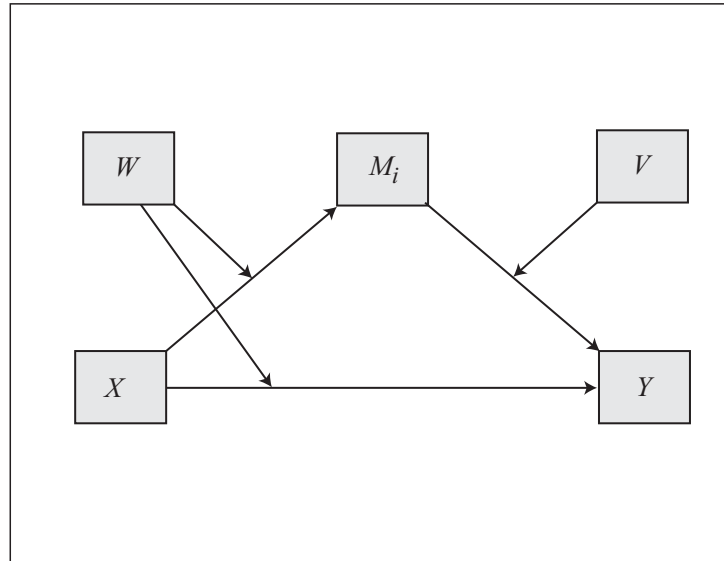


Conditional indirect effect of  $X$  on  $Y$  through  $M_i = (a_{1i} + a_{3i}W)(b_{1i} + b_{3i}V)$   
 Direct effect of  $X$  on  $Y = c'$

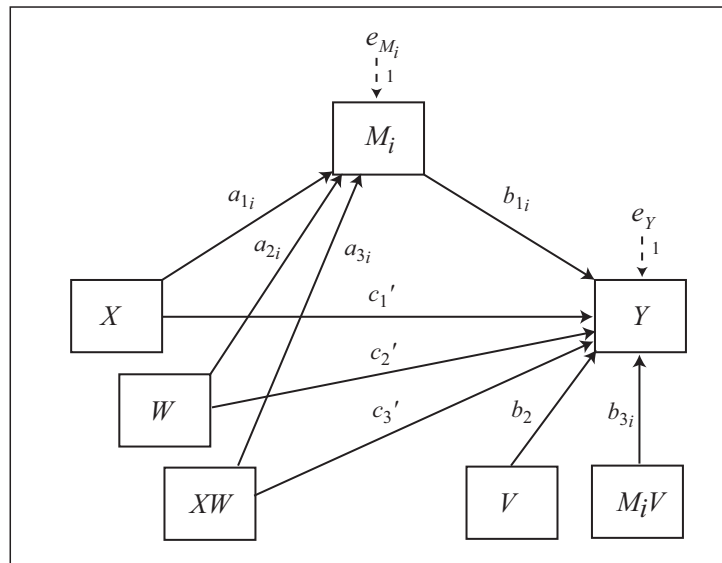
\*Model 21 allows up to 10 mediators operating in parallel

### Model 22

Conceptual Diagram



Statistical Diagram



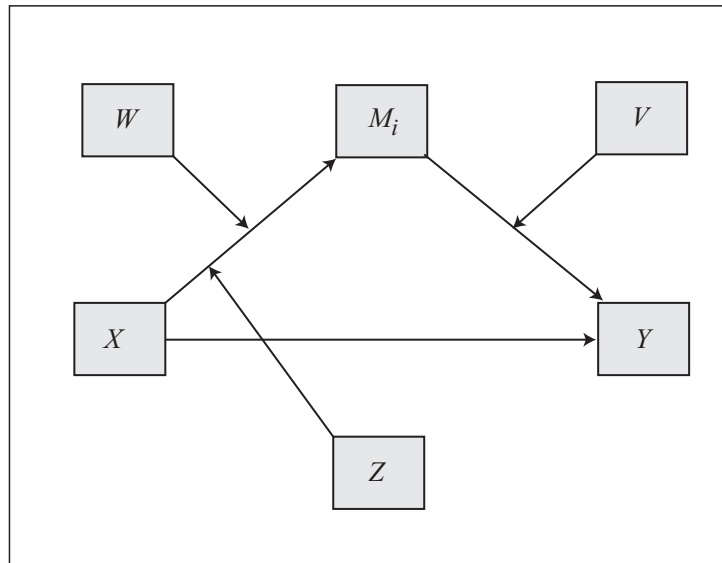
Conditional indirect effect of  $X$  on  $Y$  through  $M_i = (a_{1i} + a_{3i}W)(b_{1i} + b_{3i}V)$

Conditional direct effect of  $X$  on  $Y = c_1' + c_3'W$

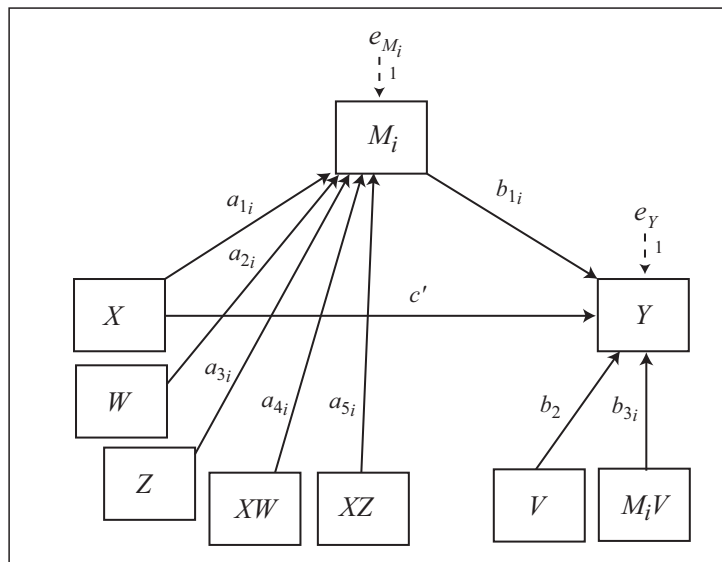
\*Model 22 allows up to 10 mediators operating in parallel

### Model 23

Conceptual Diagram



Statistical Diagram



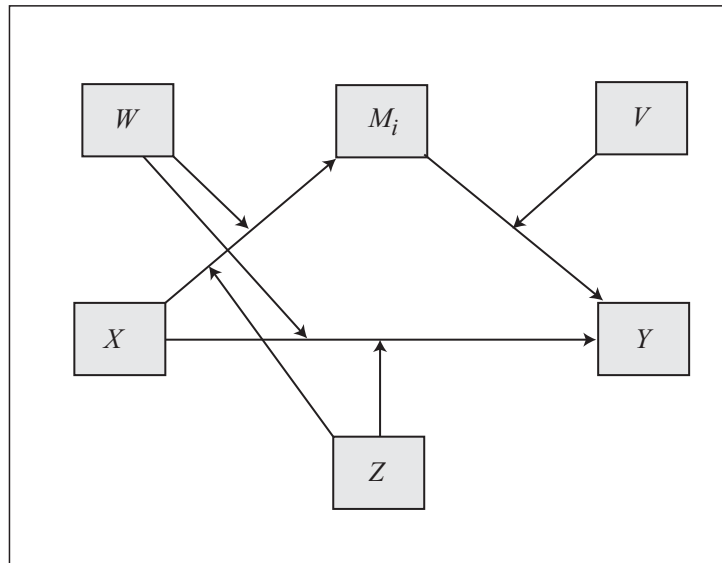
Conditional indirect effect of  $X$  on  $Y$  through  $M_i = (a_{1i} + a_{4i}W + a_{5i}Z)(b_{1i} + b_{3i}V)$

Direct effect of  $X$  on  $Y = c'$

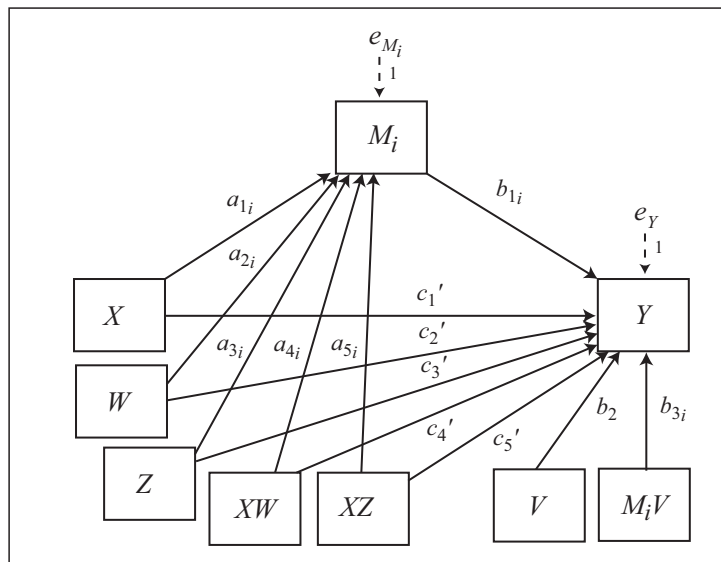
\*Model 23 allows up to 10 mediators operating in parallel

### Model 24

Conceptual Diagram



Statistical Diagram



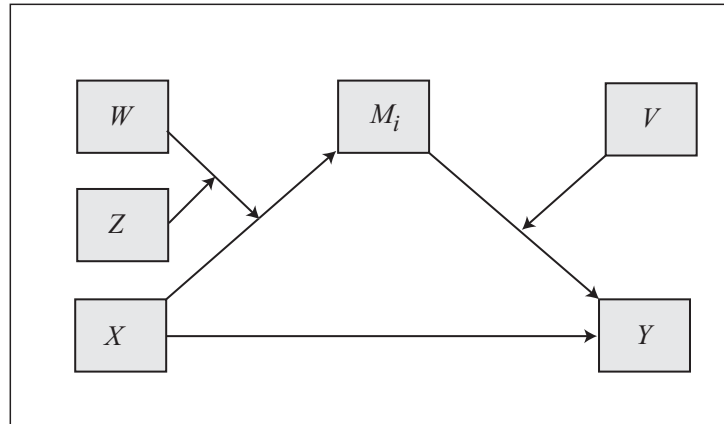
Conditional indirect effect of  $X$  on  $Y$  through  $M_i = (a_{1i} + a_{4i}W + a_{5i}Z)(b_{1i} + b_{3i}V)$

Conditional direct effect of  $X$  on  $Y = c_1' + c_4'W + c_5'Z$

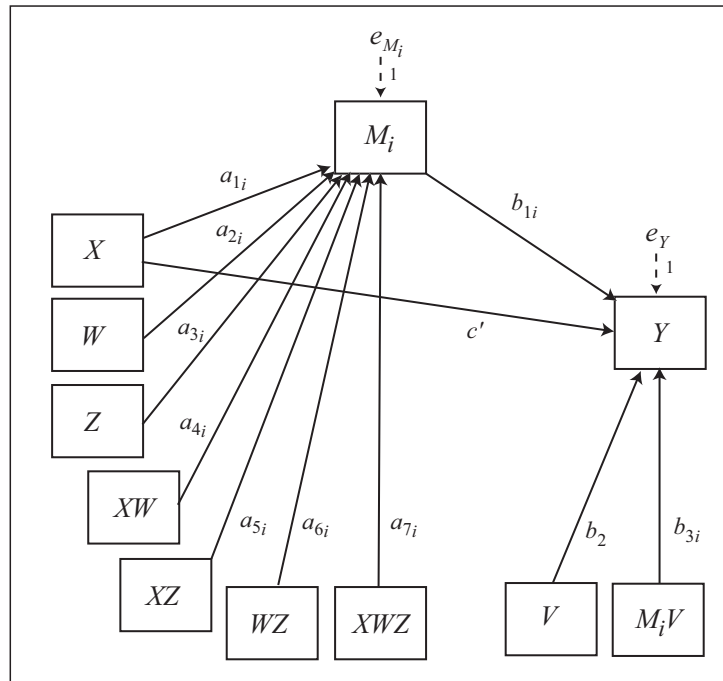
\*Model 24 allows up to 10 mediators operating in parallel

### Model 25

Conceptual Diagram



Statistical Diagram

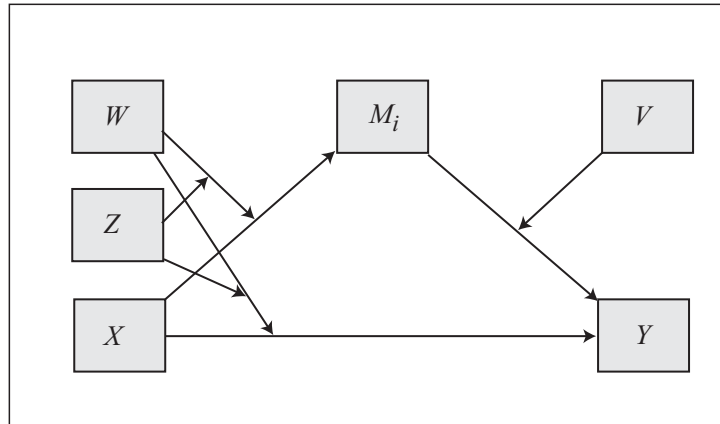


Conditional indirect effect of X on Y through  $M_i = (a_{1i} + a_{4i}W + a_{5i}Z + a_{7i}WZ)(b_{1i} + b_{3i}V)$   
 Direct effect of X on Y =  $c'$

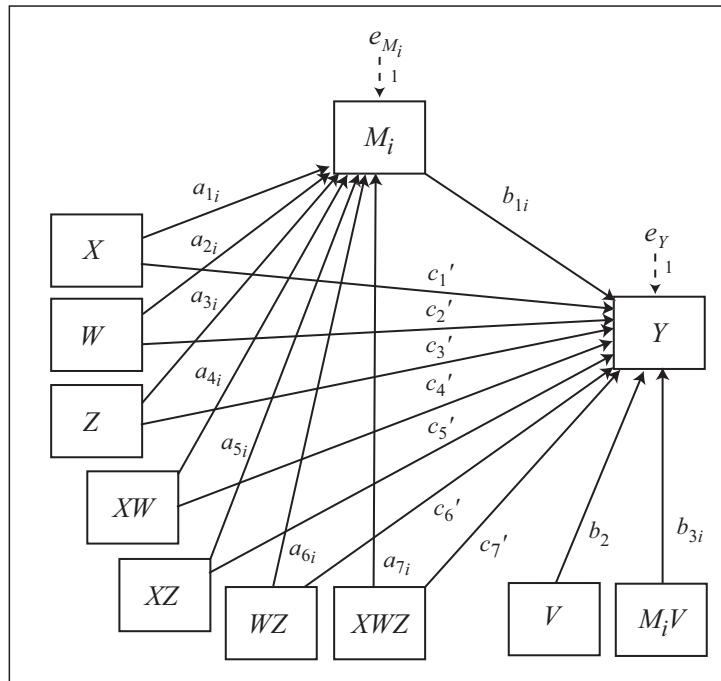
\*Model 25 allows up to 10 mediators operating in parallel

### Model 26

Conceptual Diagram



Statistical Diagram



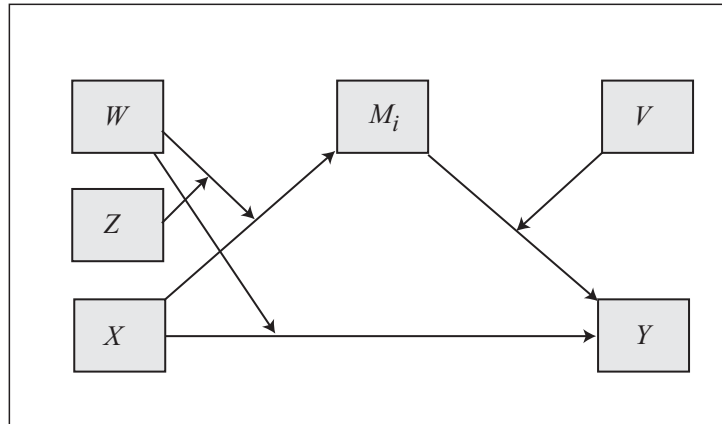
Conditional indirect effect of X on Y through  $M_i = (a_{1i} + a_{4i}W + a_{5i}Z + a_{7i}WZ)(b_{1i} + b_{3i}V)$

Conditional direct effect of X on Y =  $c_1' + c_4'W + c_5'Z + c_7'WZ$

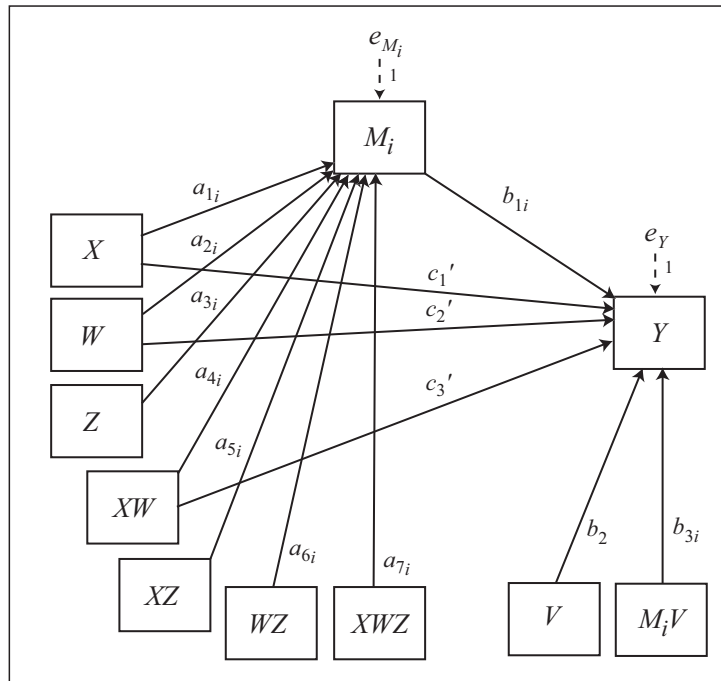
\*Model 26 allows up to 10 mediators operating in parallel

### Model 27

Conceptual Diagram



Statistical Diagram



Conditional indirect effect of X on Y through  $M_i = (a_{1i} + a_{4i}W + a_{5i}Z + a_{7i}WZ)(b_{1i} + b_{3i}V)$

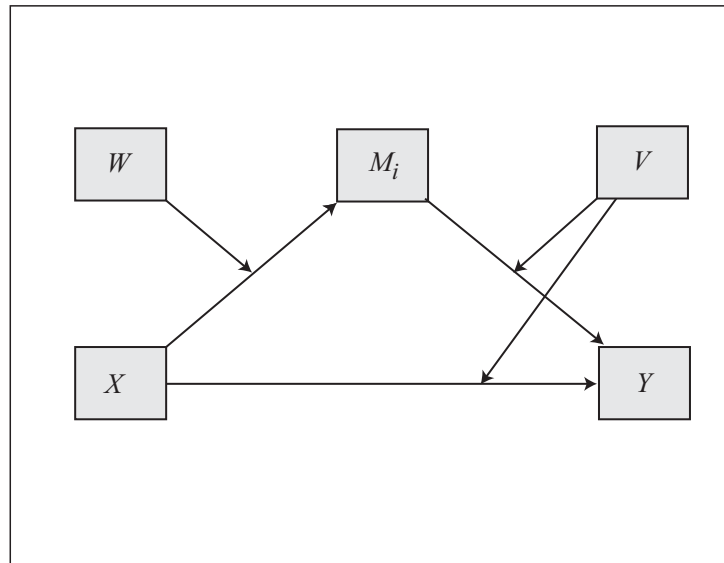
Conditional direct effect of X on Y =  $c_1' + c_3'W$

\*Model 27 allows up to 10 mediators operating in parallel

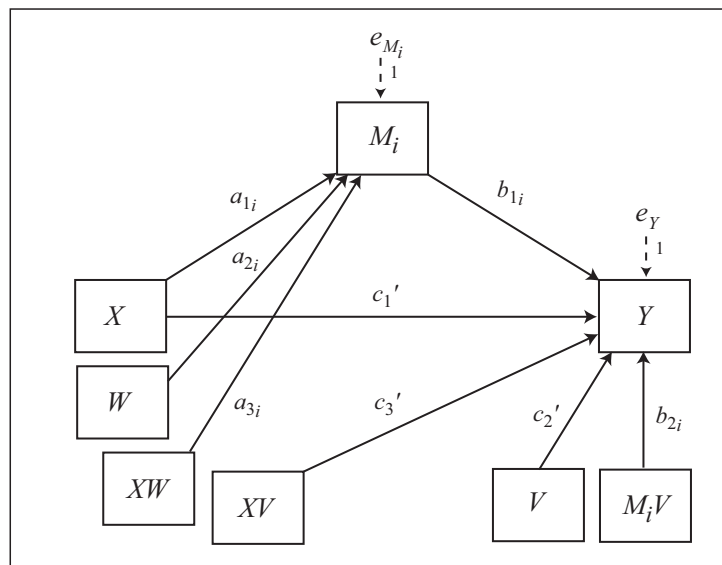


### Model 28

Conceptual Diagram



Statistical Diagram

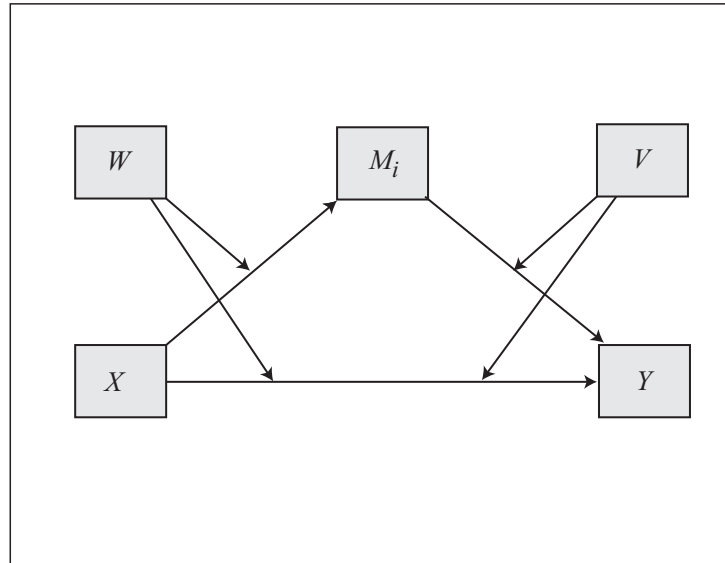


Conditional indirect effect of  $X$  on  $Y$  through  $M_i = (a_{1i} + a_{3i}W)(b_{1i} + b_{2i}V)$   
 Conditional direct effect of  $X$  on  $Y = c_1' + c_3'V$

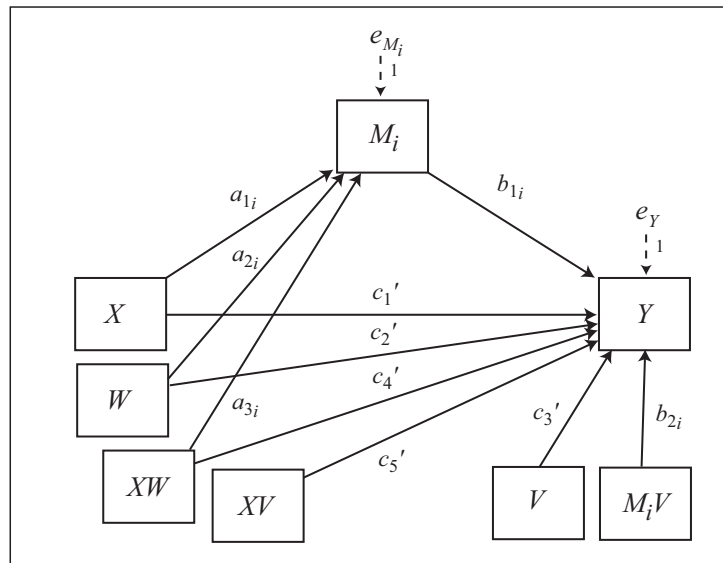
\*Model 28 allows up to 10 mediators operating in parallel

### Model 29

Conceptual Diagram



Statistical Diagram

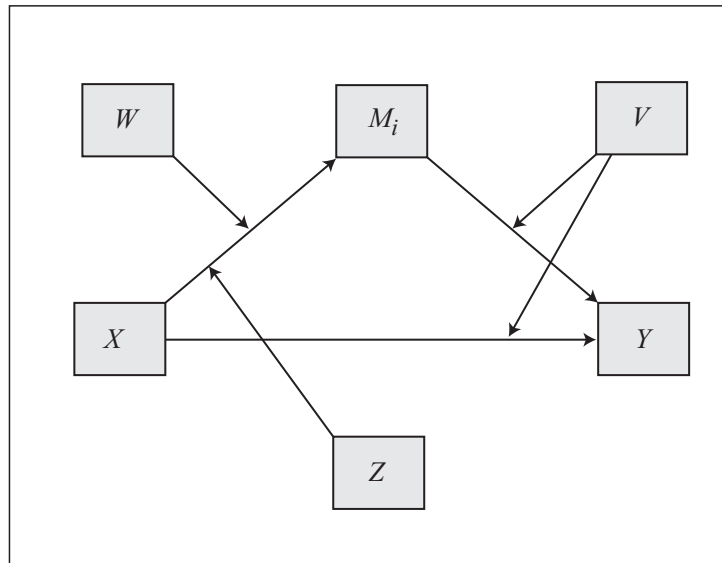


Conditional indirect effect of  $X$  on  $Y$  through  $M_i = (a_{1i} + a_{3i}W)(b_{1i} + b_{2i}V)$   
 Conditional direct effect of  $X$  on  $Y = c_1' + c_4'W + c_5'V$

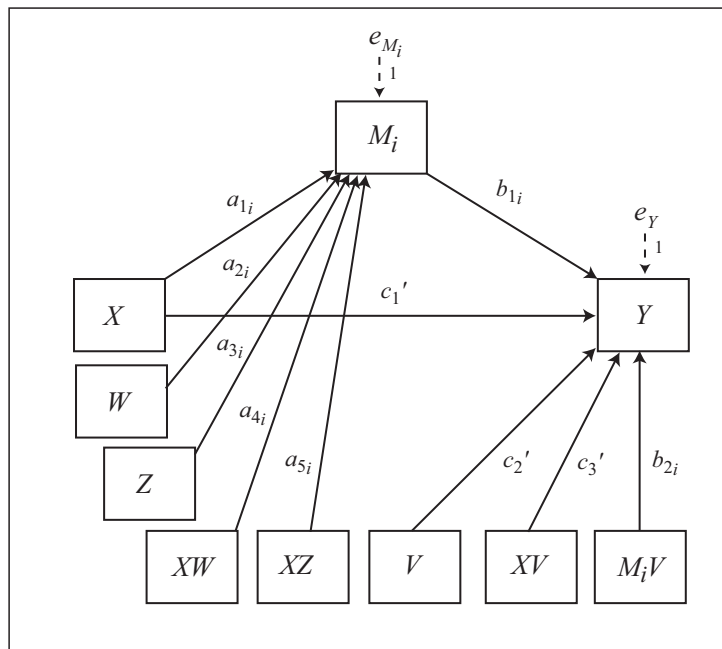
\*Model 29 allows up to 10 mediators operating in parallel

### Model 30

Conceptual Diagram



Statistical Diagram



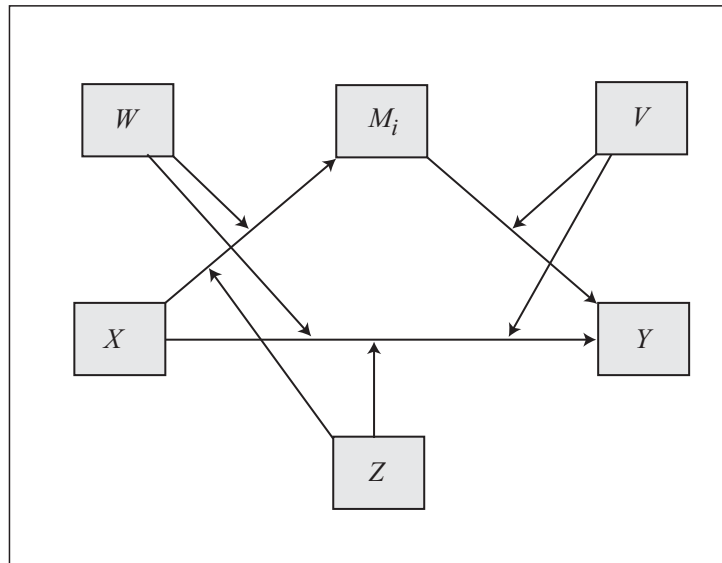
Conditional indirect effect of  $X$  on  $Y$  through  $M_i = (a_{1i} + a_{4i}W + a_{5i}Z)(b_{1i} + b_{2i}V)$

Conditional direct effect of  $X$  on  $Y = c_1' + c_3'V$

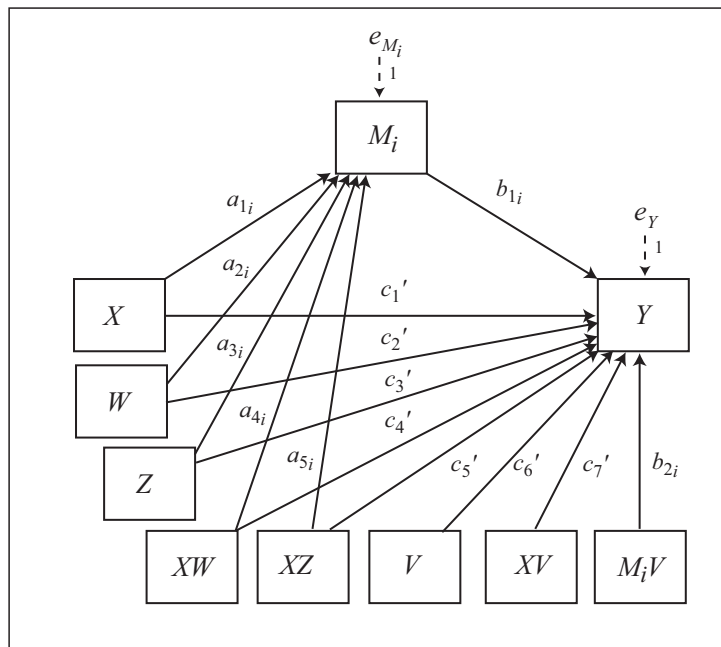
\*Model 30 allows up to 10 mediators operating in parallel

### Model 31

Conceptual Diagram



Statistical Diagram



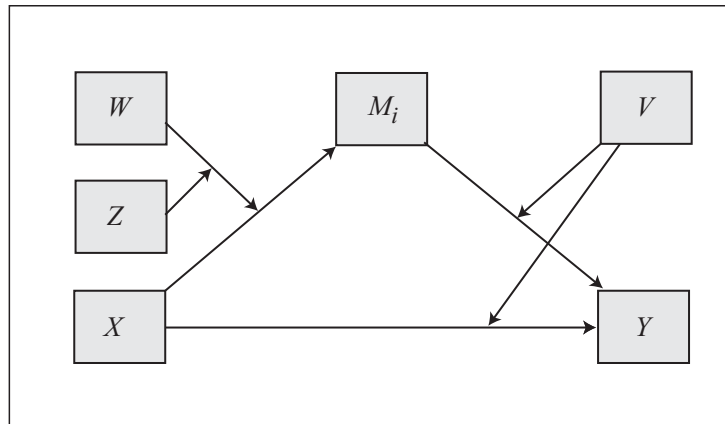
Conditional indirect effect of X on Y through  $M_i = (a_{1i} + a_{4i}W + a_{5i}Z)(b_{1i} + b_{2i}V)$

Conditional direct effect of X on Y =  $c_1' + c_4'W + c_5'Z + c_7'V$

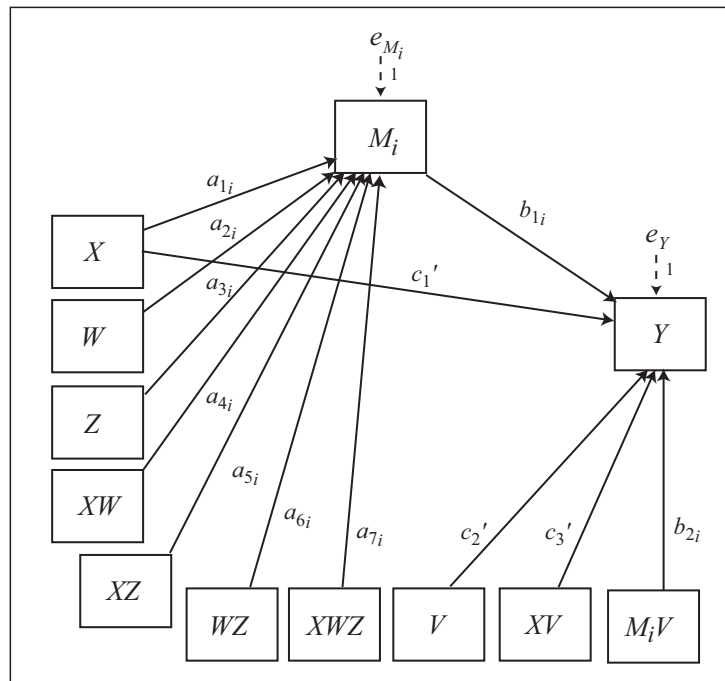
\*Model 31 allows up to 10 mediators operating in parallel

### Model 32

Conceptual Diagram



Statistical Diagram



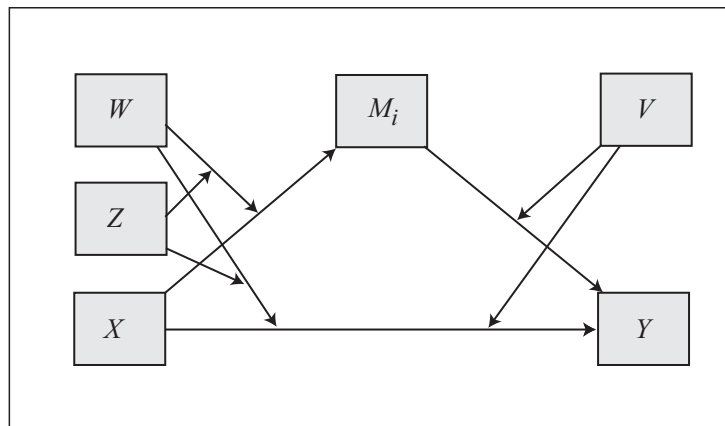
Conditional indirect effect of X on Y through  $M_i = (a_{1i} + a_{4i}W + a_{5i}Z + a_{7i}WZ)(b_{1i} + b_{2i}V)$

Conditional direct effect of X on Y =  $c_1' + c_3'V$

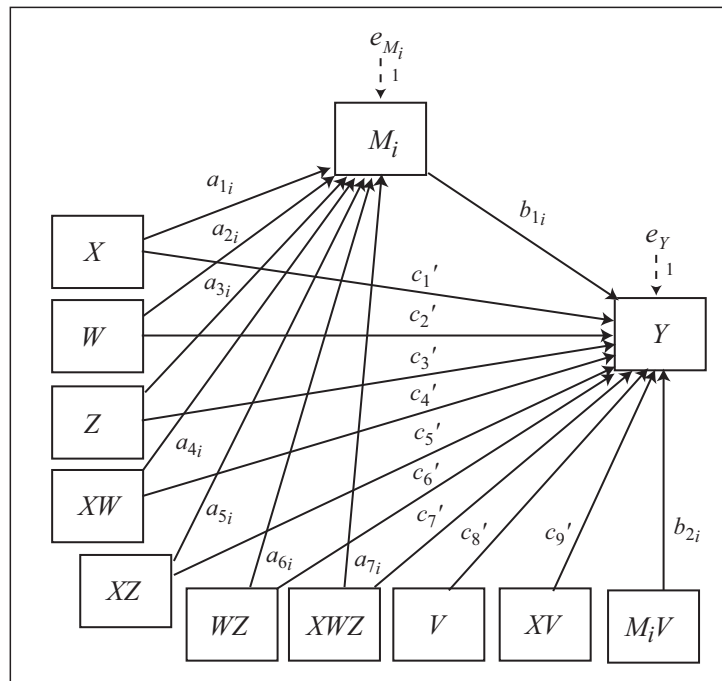
\*Model 32 allows up to 10 mediators operating in parallel

### Model 33

Conceptual Diagram



Statistical Diagram



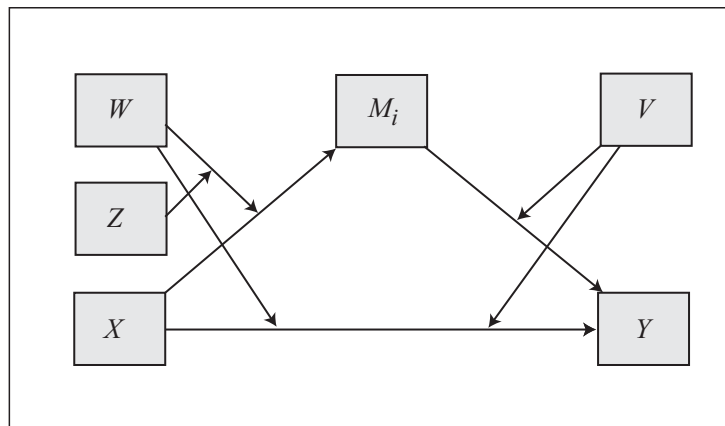
Conditional indirect effect of X on Y through  $M_i = (a_{1i} + a_{4i}W + a_{5i}Z + a_{7i}WZ)(b_{1i} + b_{2i}V)$

Conditional direct effect of X on Y =  $c_1' + c_4'W + c_5'Z + c_7'WZ + c_9'V$

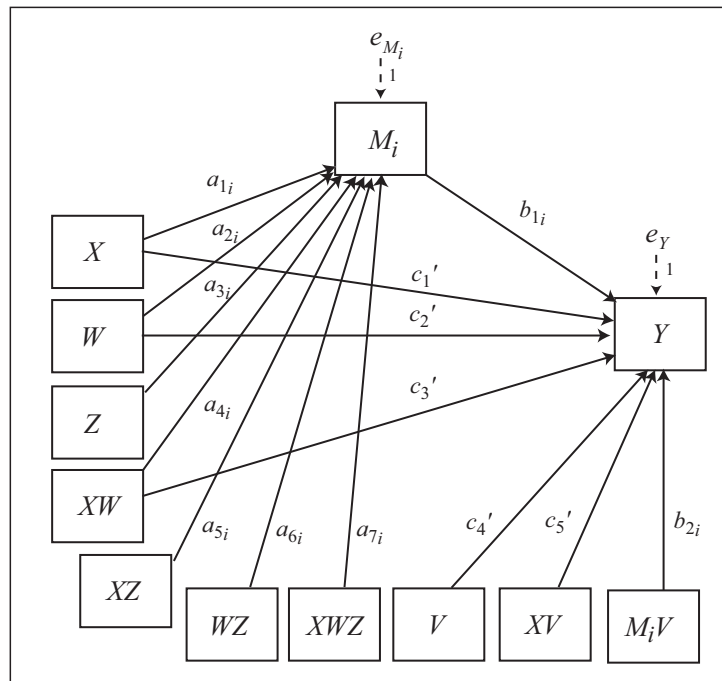
\*Model 33 allows up to 10 mediators operating in parallel

### Model 34

Conceptual Diagram



Statistical Diagram



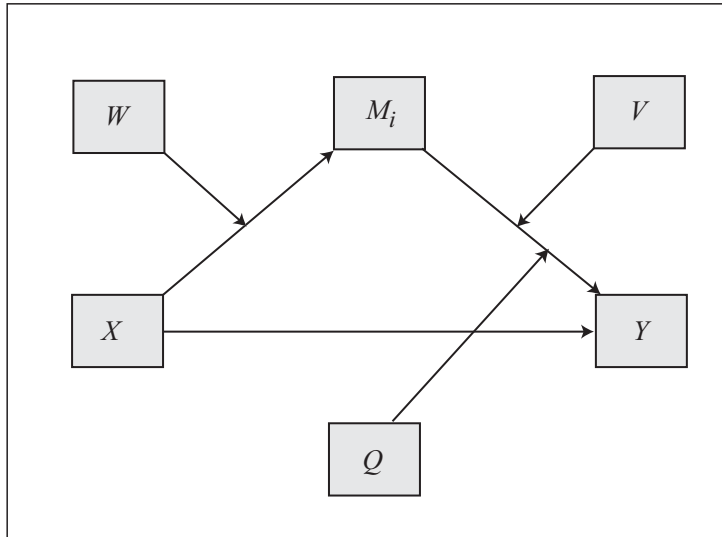
Conditional indirect effect of X on Y through  $M_i = (a_{1i} + a_{4i}W + a_{5i}Z + a_{7i}WZ)(b_{1i} + b_{2i}V)$

Conditional direct effect of X on Y =  $c_1' + c_3'W + c_5'V$

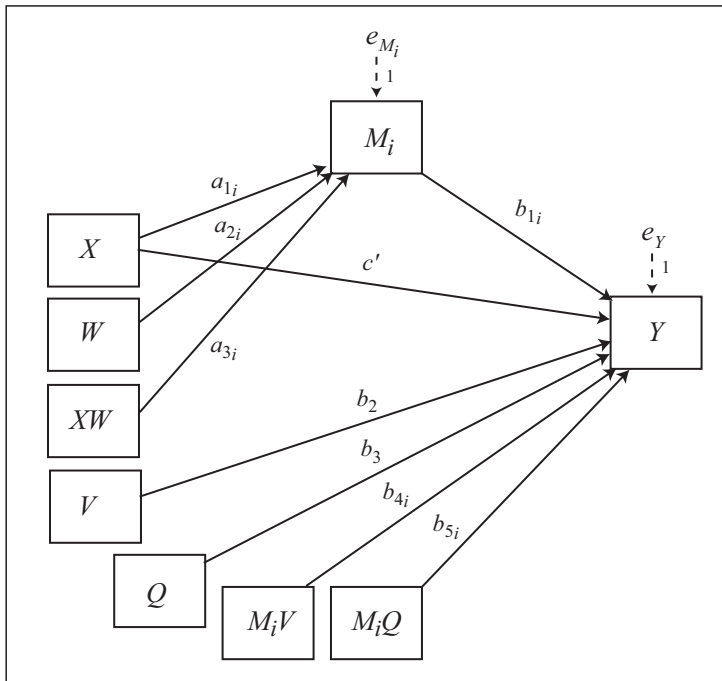
\*Model 34 allows up to 10 mediators operating in parallel

### Model 35

Conceptual Diagram



Statistical Diagram



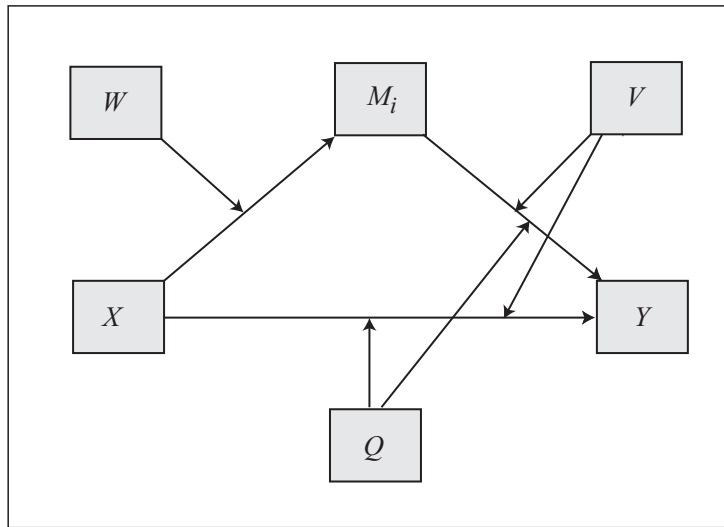
Conditional indirect effect of  $X$  on  $Y$  through  $M_i = (a_{1i} + a_{3i}W)(b_{1i} + b_{4i}V + b_{5i}Q)$   
 Direct effect of  $X$  on  $Y = c'$

\*Model 35 allows up to 10 mediators operating in parallel

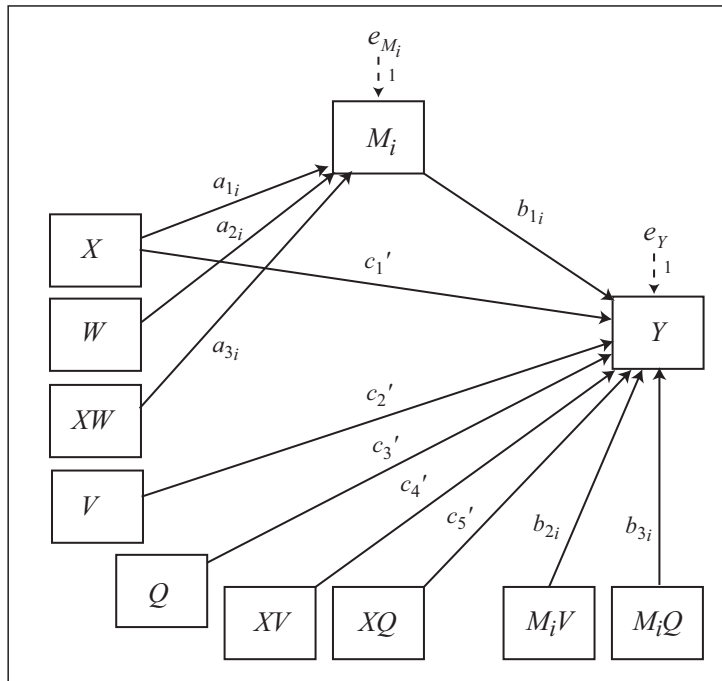


### Model 36

Conceptual Diagram



Statistical Diagram



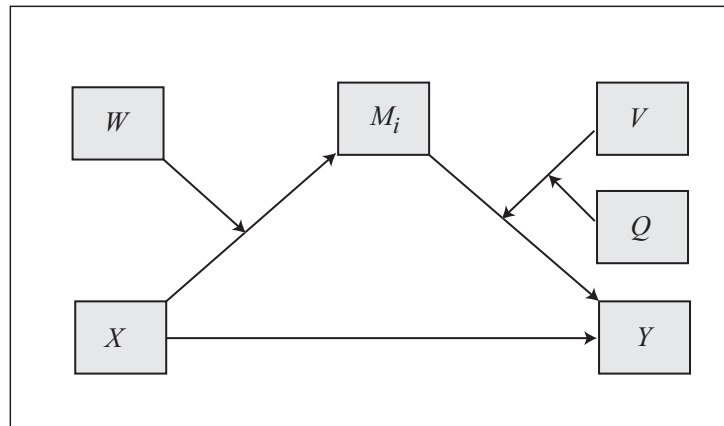
Conditional indirect effect of  $X$  on  $Y$  through  $M_i = (a_{1i} + a_{3i}W)(b_{1i} + b_{2i}V + b_{3i}Q)$

Conditional direct effect of  $X$  on  $Y = c_1' + c_4'V + c_5'Q$

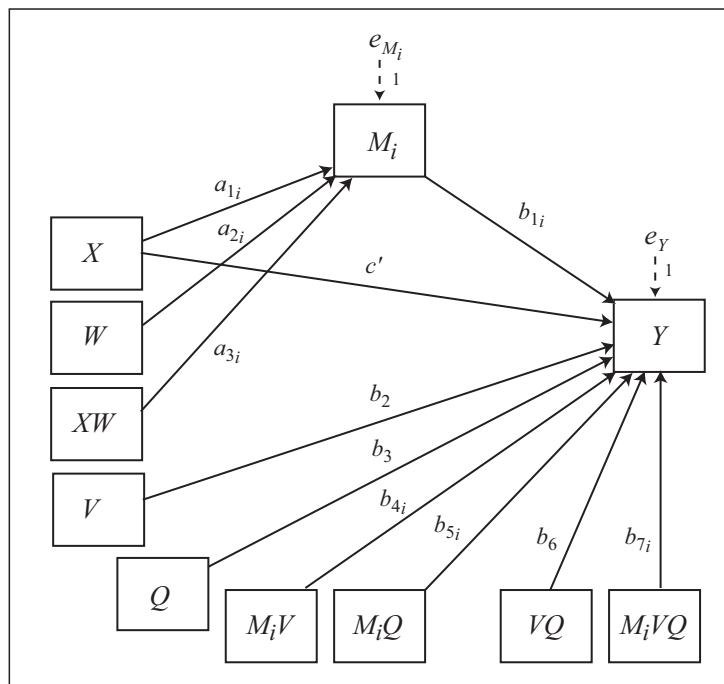
\*Model 36 allows up to 10 mediators operating in parallel

### Model 37

Conceptual Diagram



Statistical Diagram

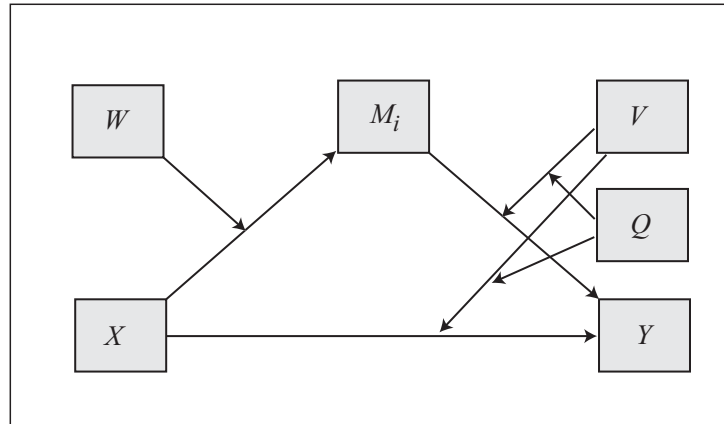


Conditional indirect effect of  $X$  on  $Y$  through  $M_i = (a_{1i} + a_{3i}W)(b_{1i} + b_{4i}V + b_{5i}Q + b_{7i}VQ)$   
 Direct effect of  $X$  on  $Y = c'$

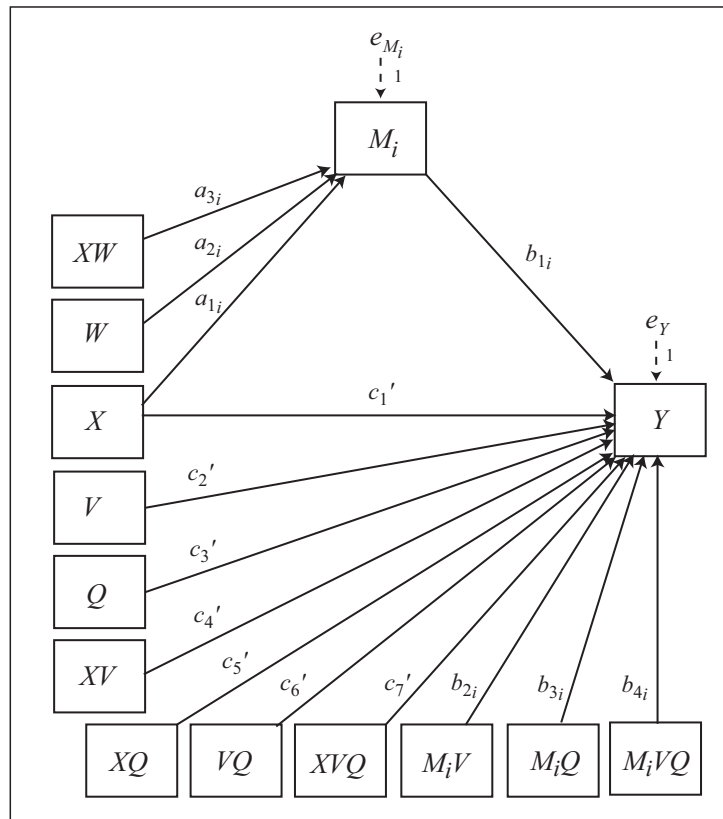
\*Model 37 allows up to 10 mediators operating in parallel

### Model 38

Conceptual Diagram



Statistical Diagram



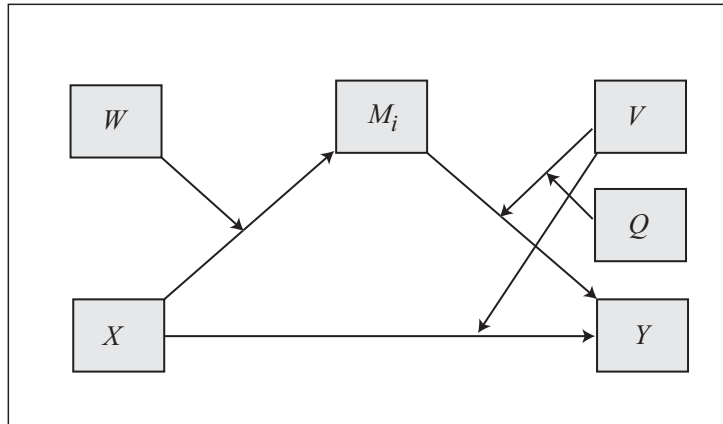
Conditional indirect effect of  $X$  on  $Y$  through  $M_i = (a_{1i} + a_{3i}W)(b_{1i} + b_{2i}V + b_{3i}Q + b_{4i}VQ)$

Conditional direct effect of  $X$  on  $Y = c_1' + c_4'V + c_5'Q + c_7'VQ$

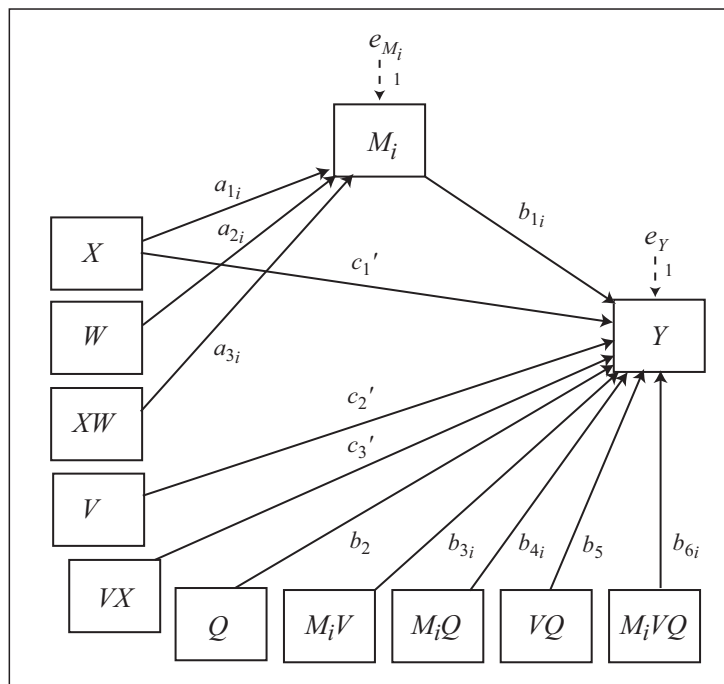
\*Model 38 allows up to 10 mediators operating in parallel

### Model 39

Conceptual Diagram



Statistical Diagram



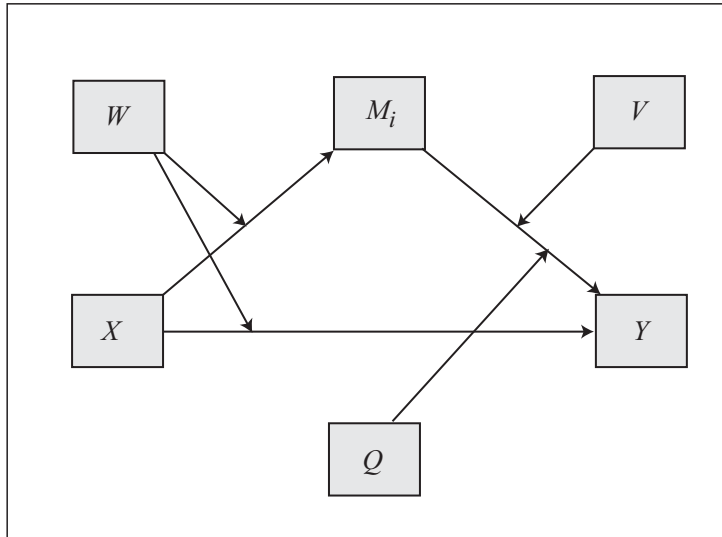
Conditional indirect effect of  $X$  on  $Y$  through  $M_i = (a_{1i} + a_{3i}W)(b_{1i} + b_{3i}V + b_{4i}Q + b_{6i}VQ)$

Conditional direct effect of  $X$  on  $Y = c_1' + c_3'V$

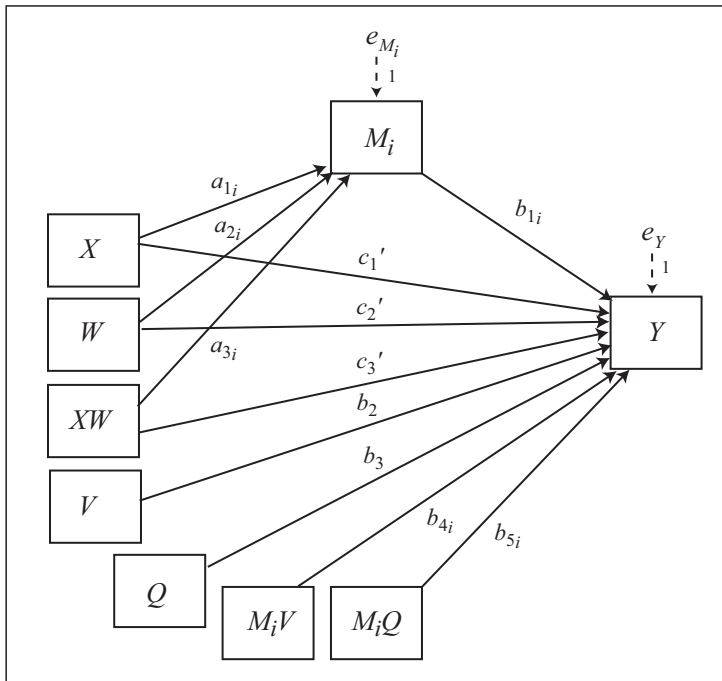
\*Model 39 allows up to 10 mediators operating in parallel

### Model 40

Conceptual Diagram



Statistical Diagram



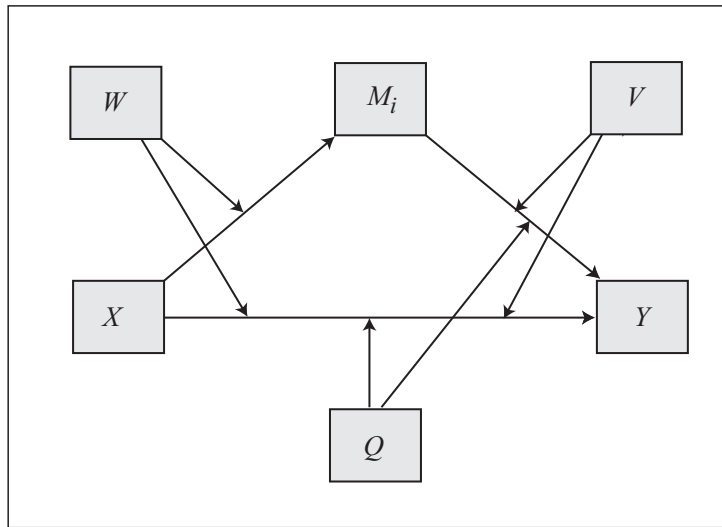
Conditional indirect effect of  $X$  on  $Y$  through  $M_i = (a_{1i} + a_{3i}W)(b_{1i} + b_{4i}V + b_{5i}Q)$

Conditional direct effect of  $X$  on  $Y = c_1' + c_3'W$

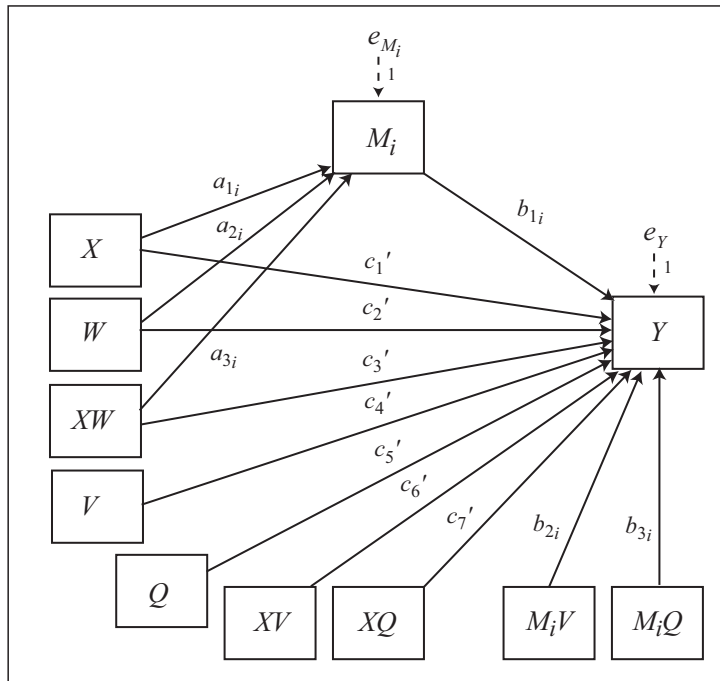
\*Model 40 allows up to 10 mediators operating in parallel

### Model 41

Conceptual Diagram



Statistical Diagram



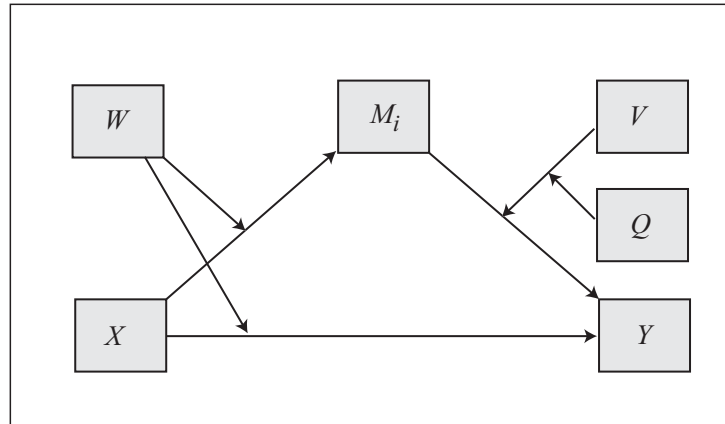
Conditional indirect effect of  $X$  on  $Y$  through  $M_i = (a_{1i} + a_{3i}W)(b_{1i} + b_{2i}V + b_{3i}Q)$

Conditional direct effect of  $X$  on  $Y = c_1' + c_3'W + c_6'V + c_7'Q$

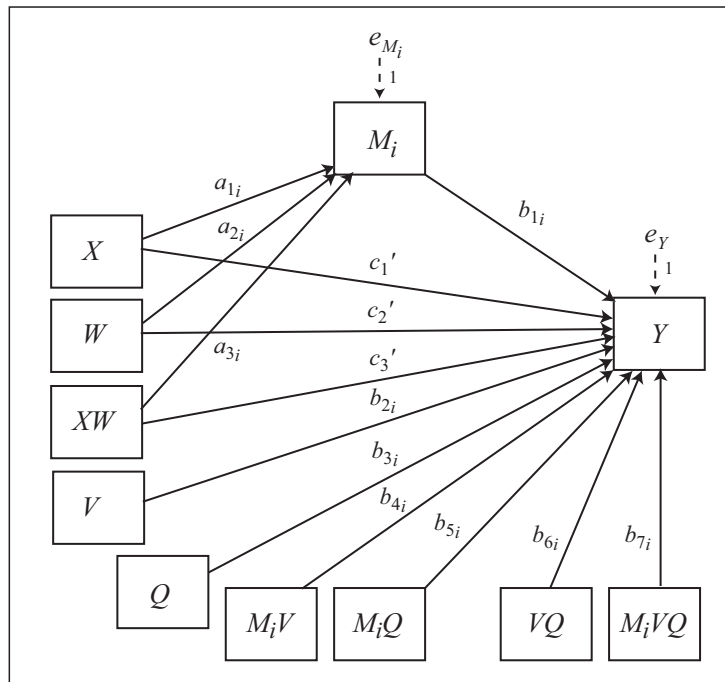
\*Model 41 allows up to 10 mediators operating in parallel

### Model 42

Conceptual Diagram



Statistical Diagram



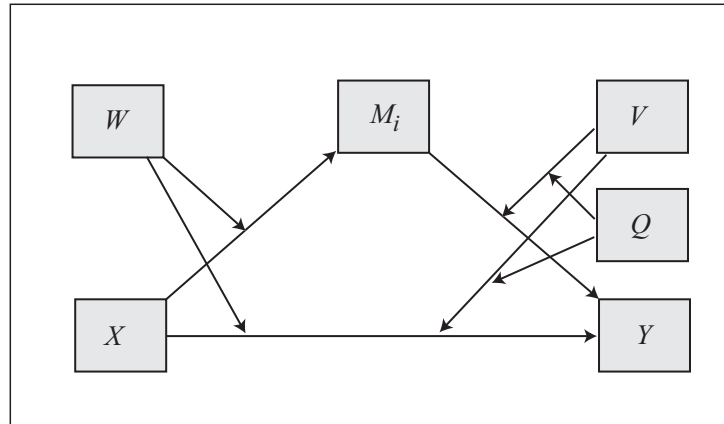
Conditional indirect effect of  $X$  on  $Y$  through  $M_i = (a_{1i} + a_{3i}W)(b_{1i} + b_{4i}V + b_{5i}Q + b_{7i}VQ)$

Conditional direct effect of  $X$  on  $Y = c_1' + c_3'W$

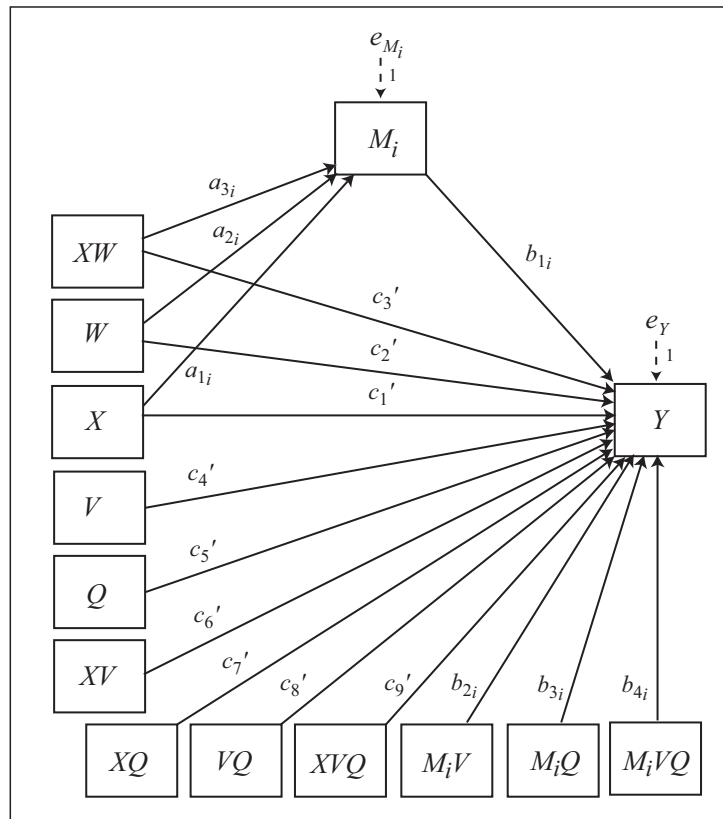
\*Model 42 allows up to 10 mediators operating in parallel

### Model 43

Conceptual Diagram



Statistical Diagram



Conditional indirect effect of  $X$  on  $Y$  through  $M_i = (a_{1i} + a_{3i}W)(b_{1i} + b_{2i}V + b_{3i}Q + b_{4i}VQ)$

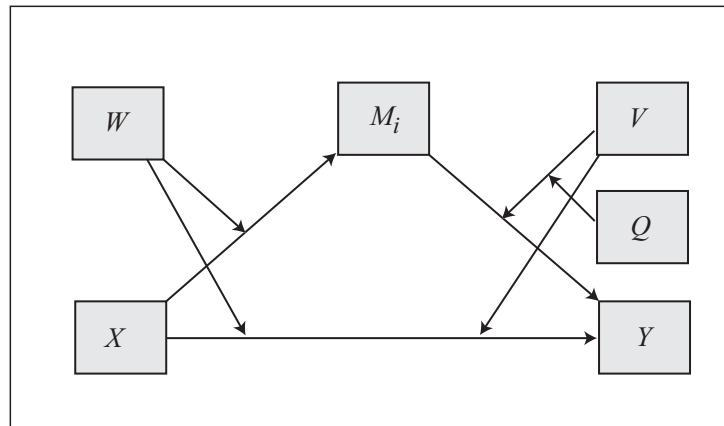
Conditional direct effect of  $X$  on  $Y = c_{1i}' + c_{3i}'W + c_{6i}'V + c_{7i}'Q + c_{9i}'VQ$

\*Model 43 allows up to 10 mediators operating in parallel

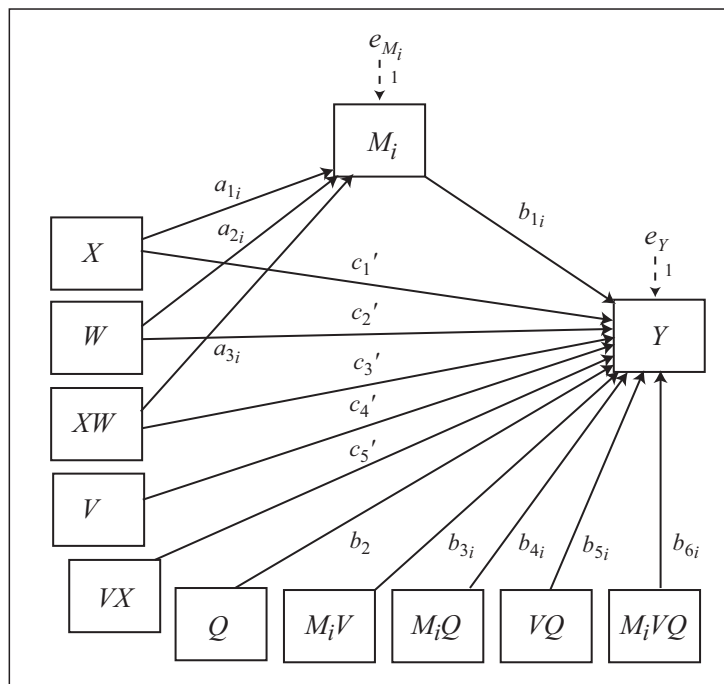


### Model 44

Conceptual Diagram



Statistical Diagram



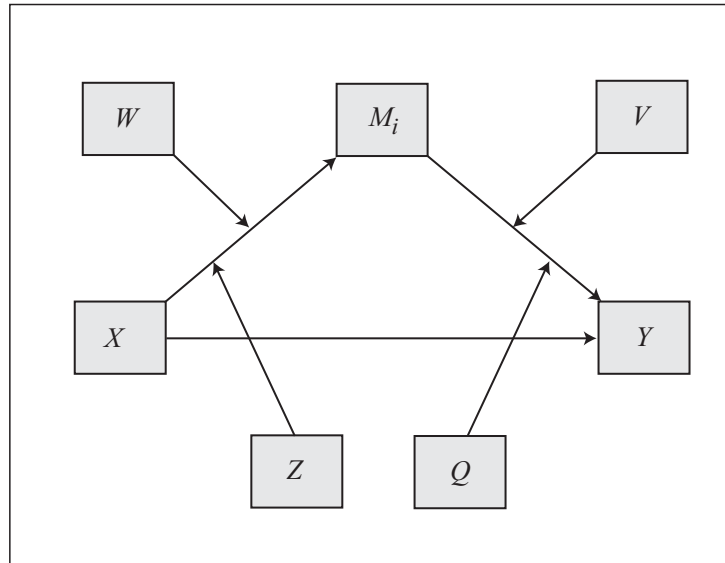
Conditional indirect effect of  $X$  on  $Y$  through  $M_i = (a_{1i} + a_{3i}W)(b_{1i} + b_{3i}V + b_{4i}Q + b_{6i}VQ)$

Conditional direct effect of  $X$  on  $Y = c_1' + c_3'W + c_5'V$

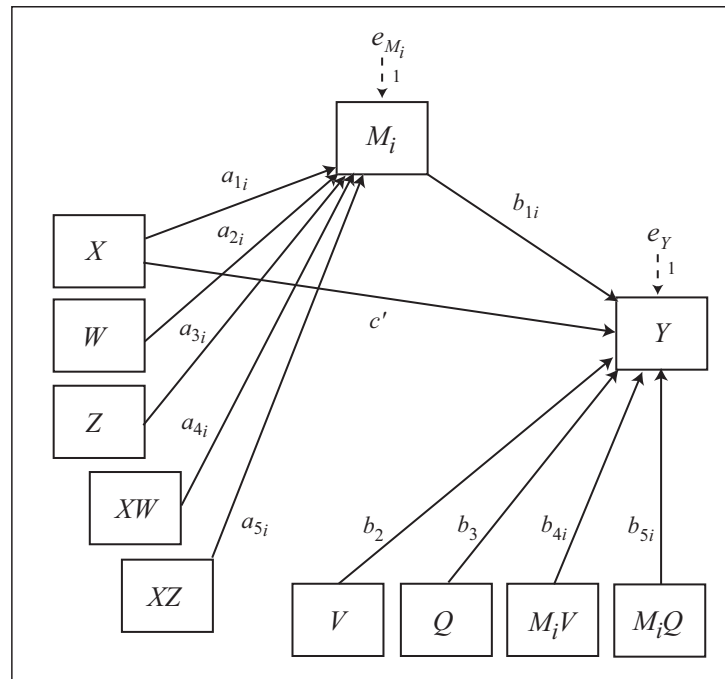
\*Model 44 allows up to 10 mediators operating in parallel

### Model 45

Conceptual Diagram



Statistical Diagram



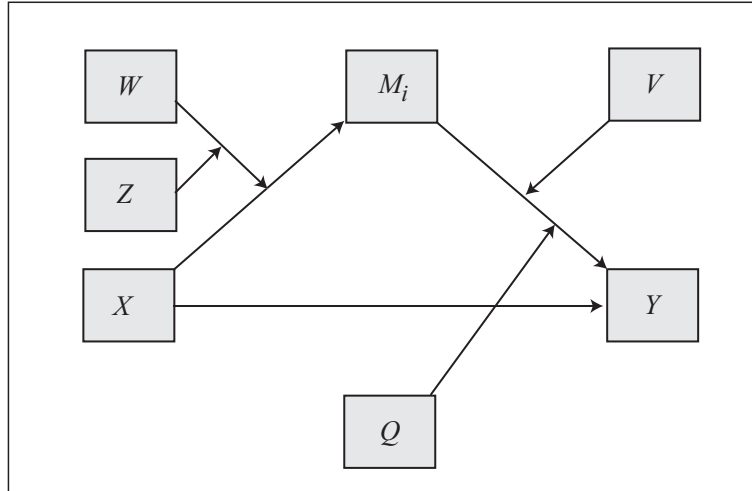
Conditional indirect effect of  $X$  on  $Y$  through  $M_i = (a_{1i} + a_{4i}W + a_{5i}Z)(b_{1i} + b_{4i}V + b_{5i}Q)$

Direct effect of  $X$  on  $Y = c'$

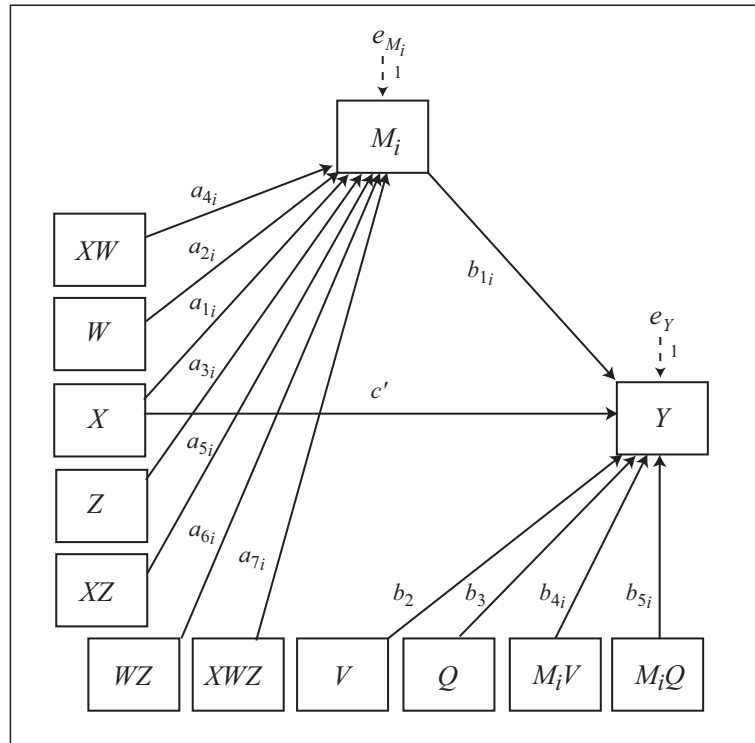
\*Model 45 allows up to 10 mediators operating in parallel

### Model 46

Conceptual Diagram



Statistical Diagram



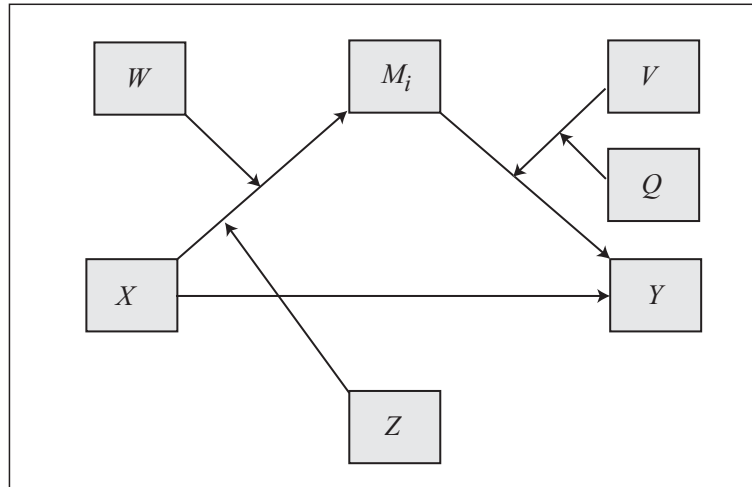
Conditional indirect effect of  $X$  on  $Y$  through  $M_i = (a_{1i} + a_{4i}W + a_{5i}Z + a_{7i}WZ)(b_{1i} + b_{4i}V + b_{5i}Q)$

Direct effect of  $X$  on  $Y = c'$

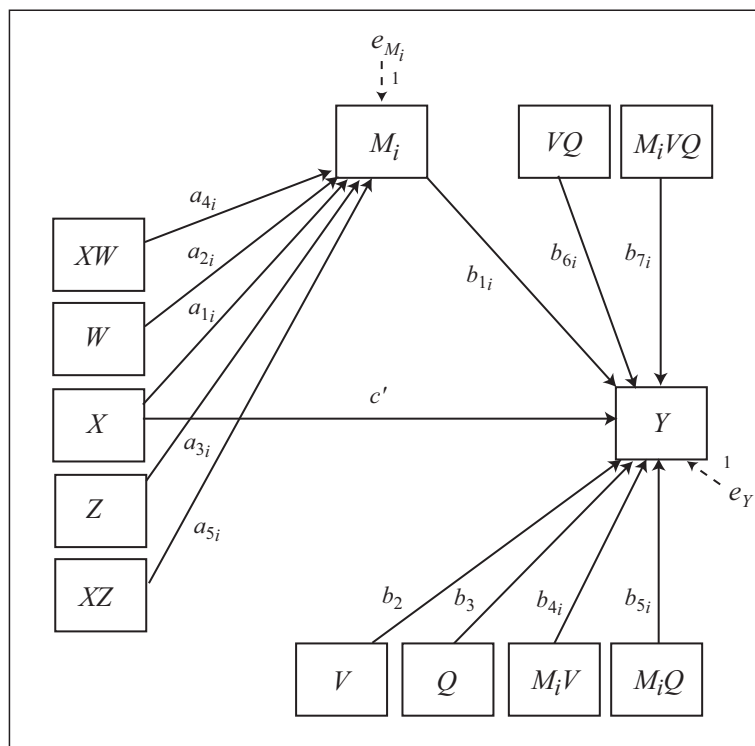
\*Model 46 allows up to 10 mediators operating in parallel

### Model 47

Conceptual Diagram



Statistical Diagram



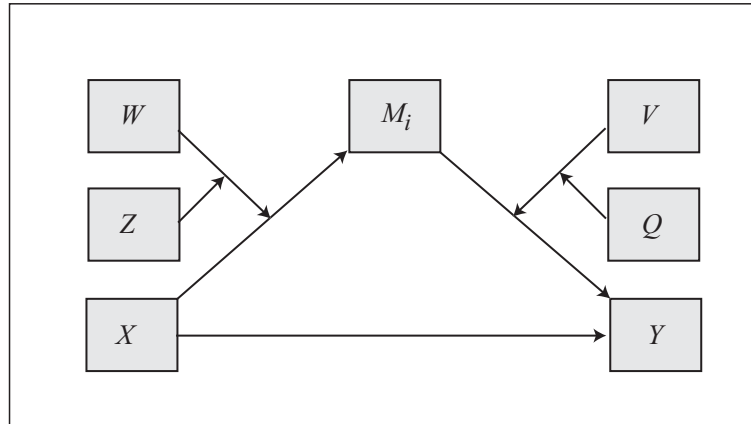
Conditional indirect effect of  $X$  on  $Y$  through  $M_i = (a_{1i} + a_{4i}W + a_{5i}Z)(b_{1i} + b_{4i}V + b_{5i}Q + b_{7i}VQ)$

Direct effect of  $X$  on  $Y = c'$

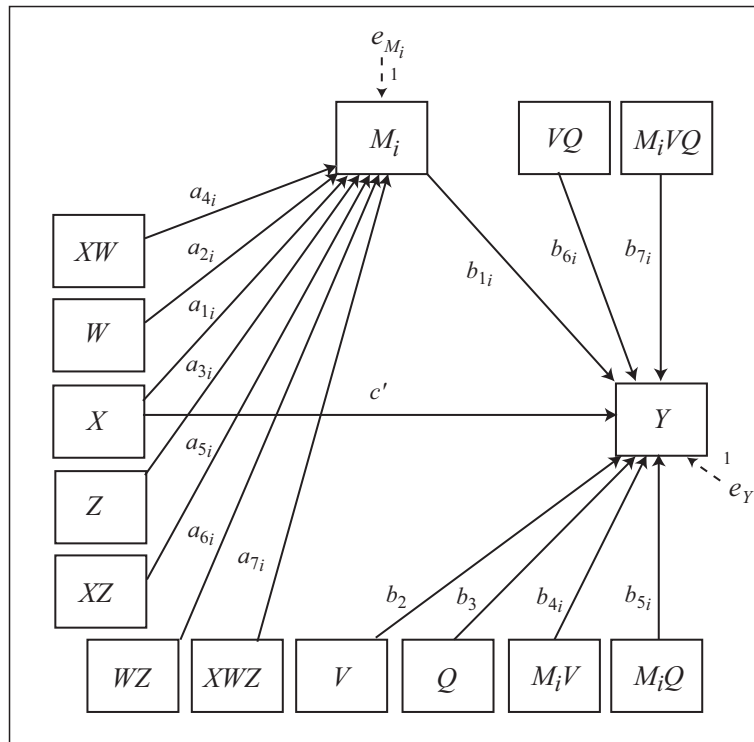
\*Model 47 allows up to 10 mediators operating in parallel

### Model 48

Conceptual Diagram



Statistical Diagram

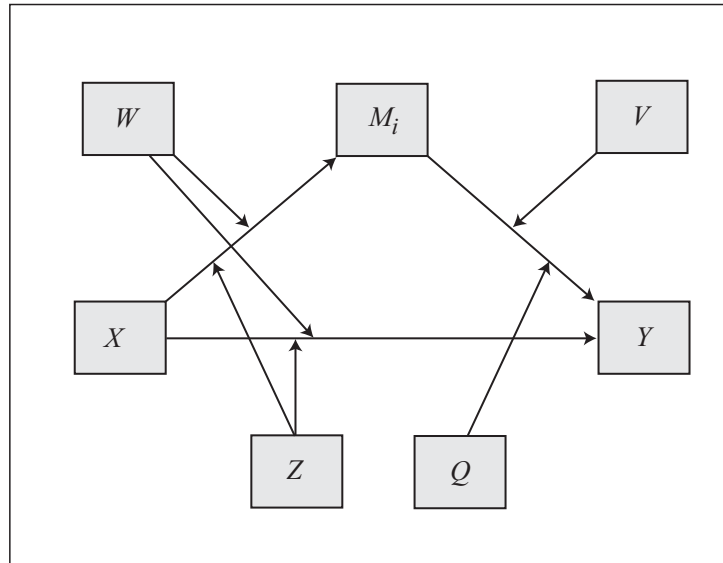


Conditional indirect effect of X on Y through  $M_i = (a_{1i} + a_{4i}W + a_{5i}Z + a_{7i}WZ) \cdot (b_{1i} + b_{4i}V + b_{5i}Q + b_{7i}VQ)$   
 Direct effect of X on Y =  $c'$

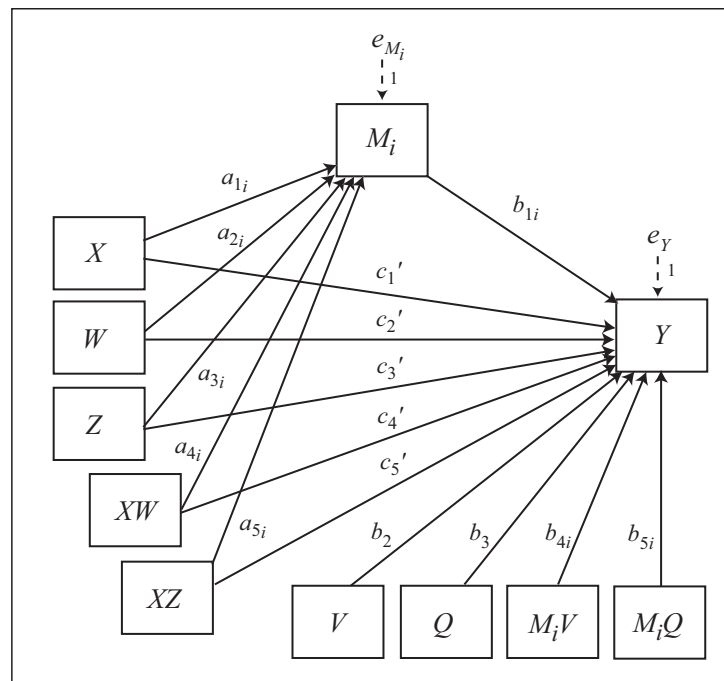
\*Model 48 allows up to 10 mediators operating in parallel

### Model 49

Conceptual Diagram



Statistical Diagram



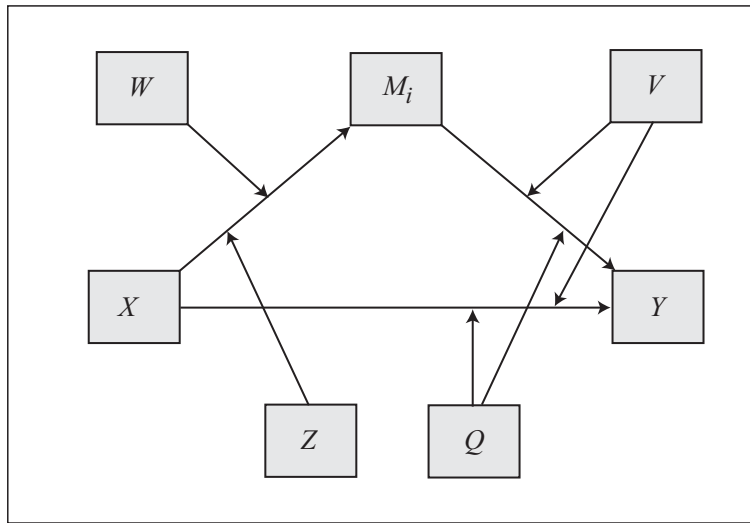
Conditional indirect effect of  $X$  on  $Y$  through  $M_i = (a_{1i} + a_{4i}W + a_{5i}Z)(b_{1i} + b_{4i}V + b_{5i}Q)$

Conditional direct effect of  $X$  on  $Y = c_1' + c_4'W + c_5'Z$

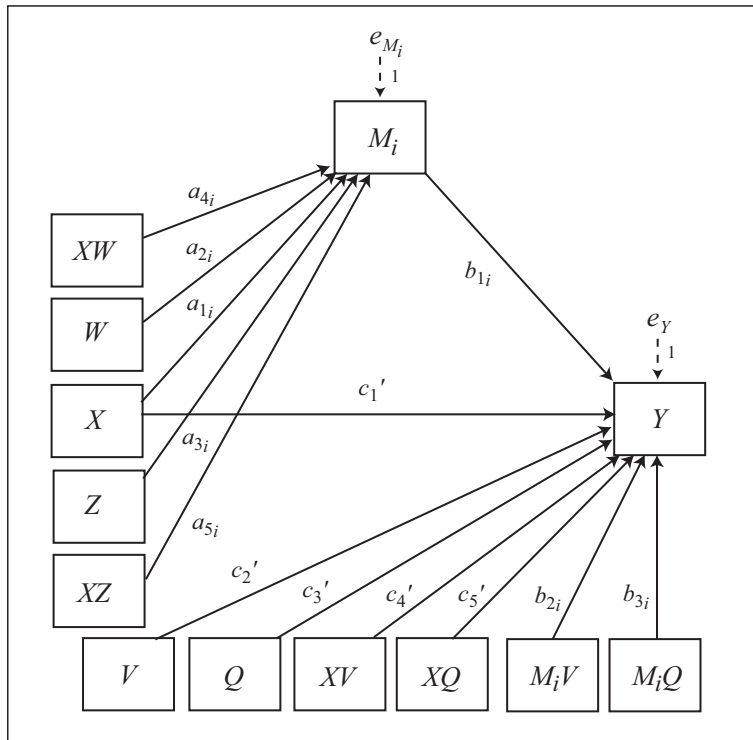
\*Model 49 allows up to 10 mediators operating in parallel

### Model 50

#### Conceptual Diagram



#### Statistical Diagram



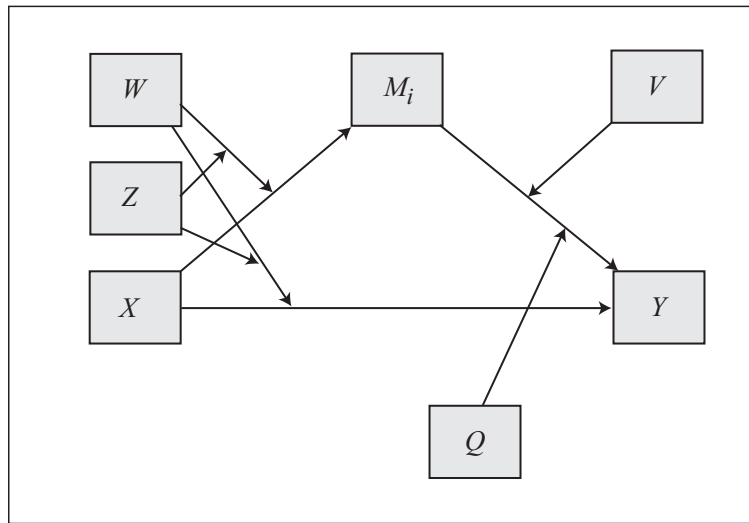
Conditional indirect effect of  $X$  on  $Y$  through  $M_i = (a_{1i} + a_{4i}W + a_{5i}Z)(b_{1i} + b_{2i}V + b_{3i}Q)$

Conditional direct effect of  $X$  on  $Y = c_1' + c_4'V + c_5'Q$

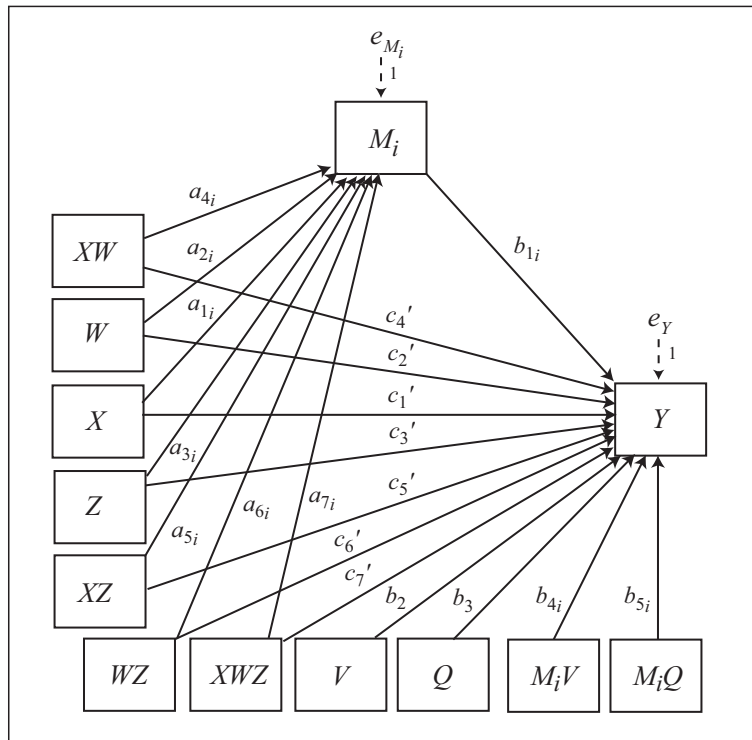
\*Model 50 allows up to 10 mediators operating in parallel

### Model 51

#### Conceptual Diagram



#### Statistical Diagram



Conditional indirect effect of  $X$  on  $Y$  through  $M_i = (a_{1i} + a_{4i}W + a_{5i}Z + a_{7i}WZ)(b_{1i} + b_{4i}V + b_{5i}Q)$

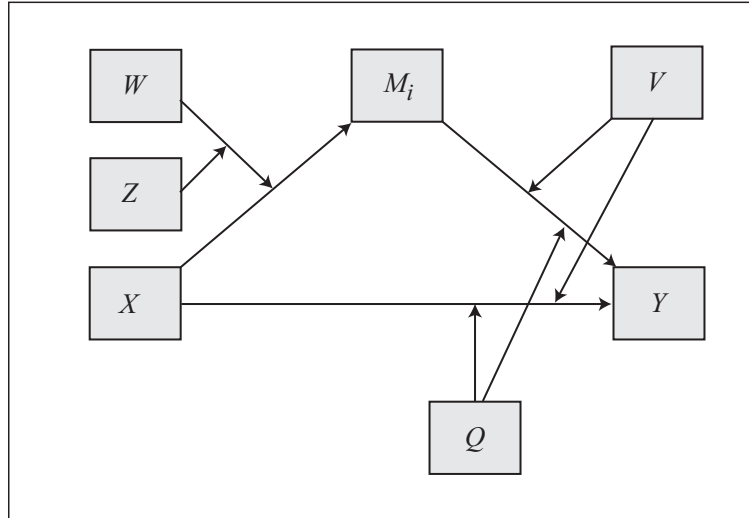
Conditional direct effect of  $X$  on  $Y = c_1' + c_4'W + c_5'Z + c_7'WZ$

\*Model 51 allows up to 10 mediators operating in parallel

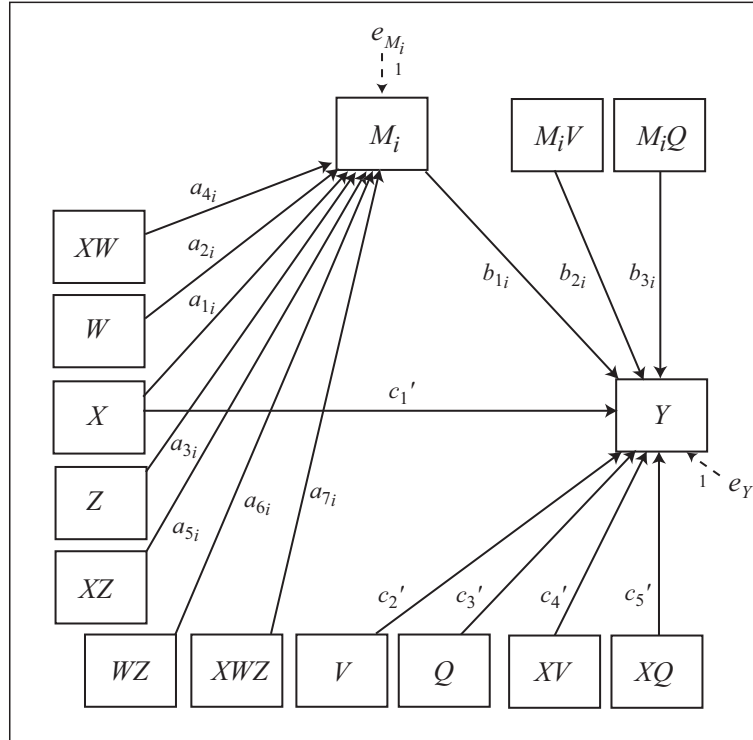


### Model 52

Conceptual Diagram



Statistical Diagram



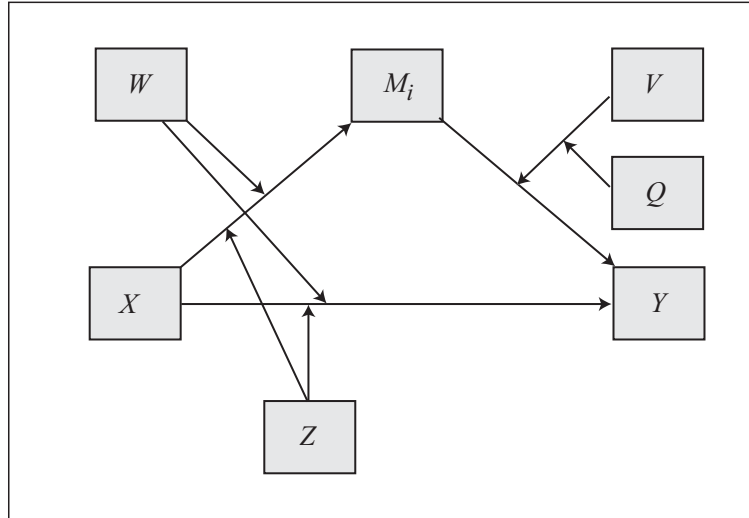
Conditional indirect effect of  $X$  on  $Y$  through  $M_i = (a_{1i} + a_{4i}W + a_{5i}Z + a_{7i}WZ)(b_{1i} + b_{2i}V + b_{3i}Q)$

Conditional direct effect of  $X$  on  $Y = c_1' + c_4'V + c_5'Q$

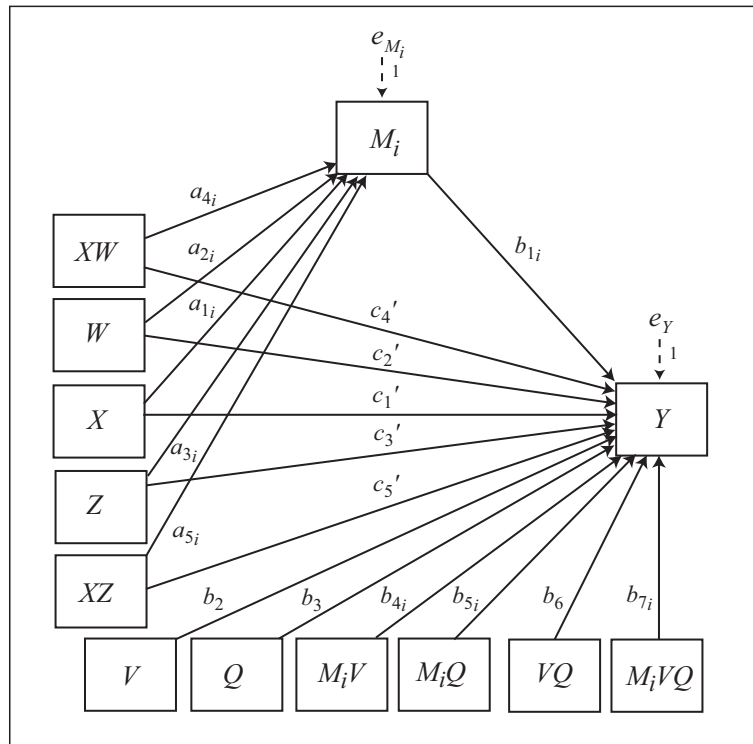
\*Model 52 allows up to 10 mediators operating in parallel

### Model 53

Conceptual Diagram



Statistical Diagram

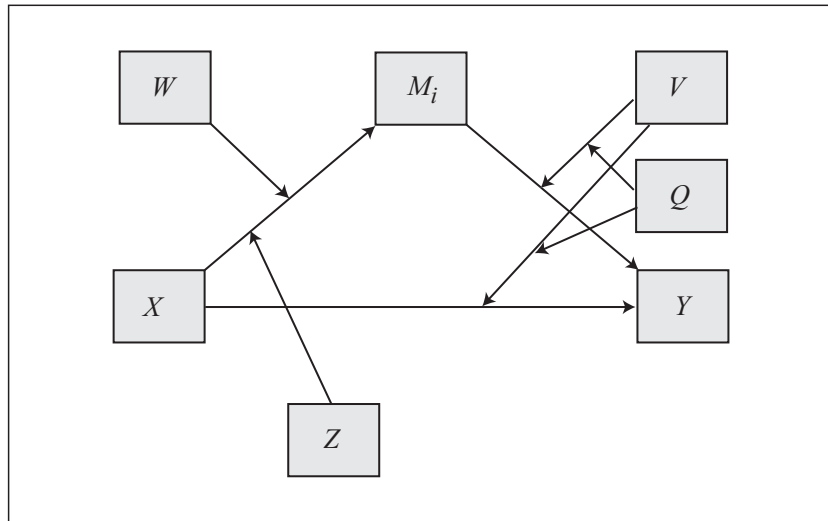


Conditional indirect effect of  $X$  on  $Y$  through  $M_i = (a_{1i} + a_{4i}W + a_{5i}Z)(b_{1i} + b_{4i}V + b_{5i}Q + b_{7i}VQ)$   
 Conditional direct effect of  $X$  on  $Y = c_1' + c_4'W + c_5'Z$

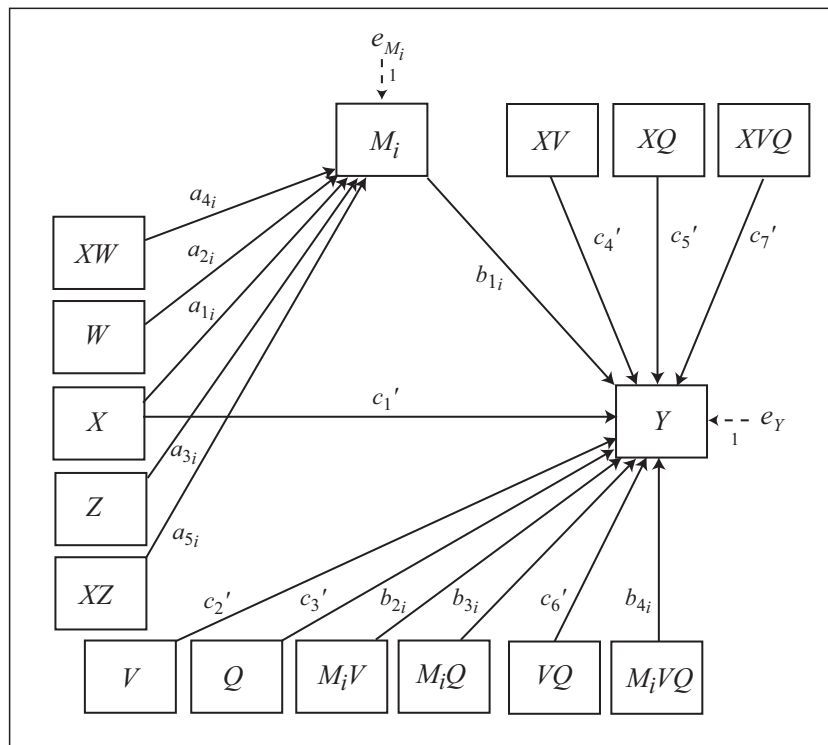
\*Model 53 allows up to 10 mediators operating in parallel

### Model 54

Conceptual Diagram



Statistical Diagram



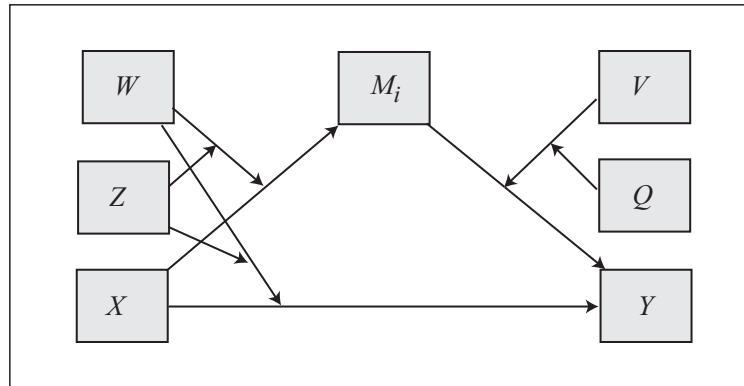
Conditional indirect effect of  $X$  on  $Y$  through  $M_i = (a_{1i} + a_{4i}W + a_{5i}Z)(b_{1i} + b_{2i}V + b_{3i}Q + b_{4i}VQ)$

Conditional direct effect of  $X$  on  $Y = c_1' + c_4'V + c_5'Q + c_7'VQ$

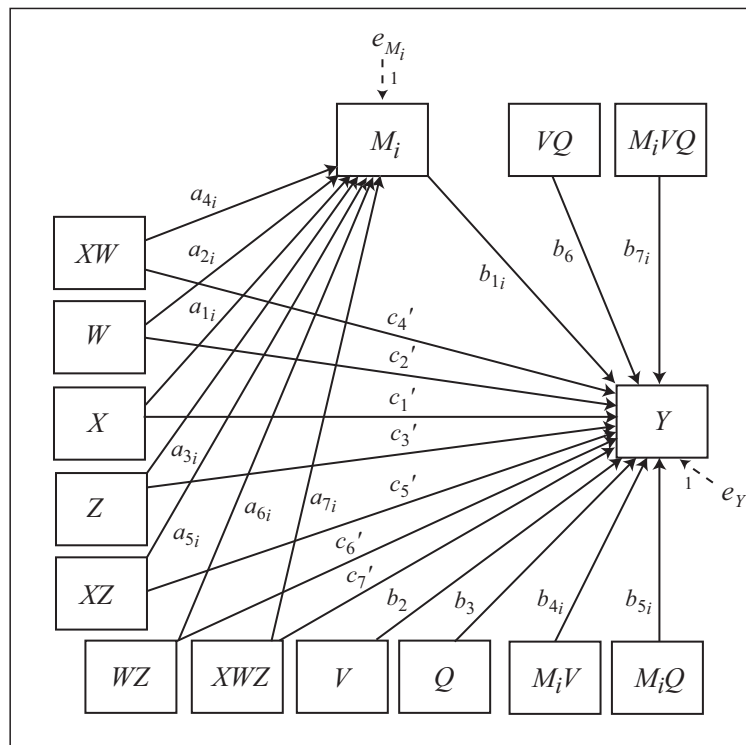
\*Model 54 allows up to 10 mediators operating in parallel

### Model 55

Conceptual Diagram



Statistical Diagram



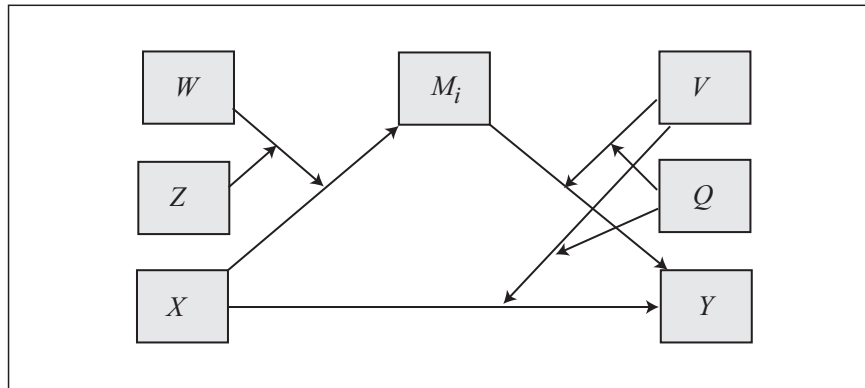
Conditional indirect effect of X on Y through  $M_i = (a_{1i} + a_{4i}W + a_{5i}Z + a_{7i}WZ) \cdot (b_{1i} + b_{4i}V + b_{5i}Q + b_{7i}VQ)$

Conditional direct effect of X on Y =  $c_1' + c_4'W + c_5'Z + c_7'WZ$

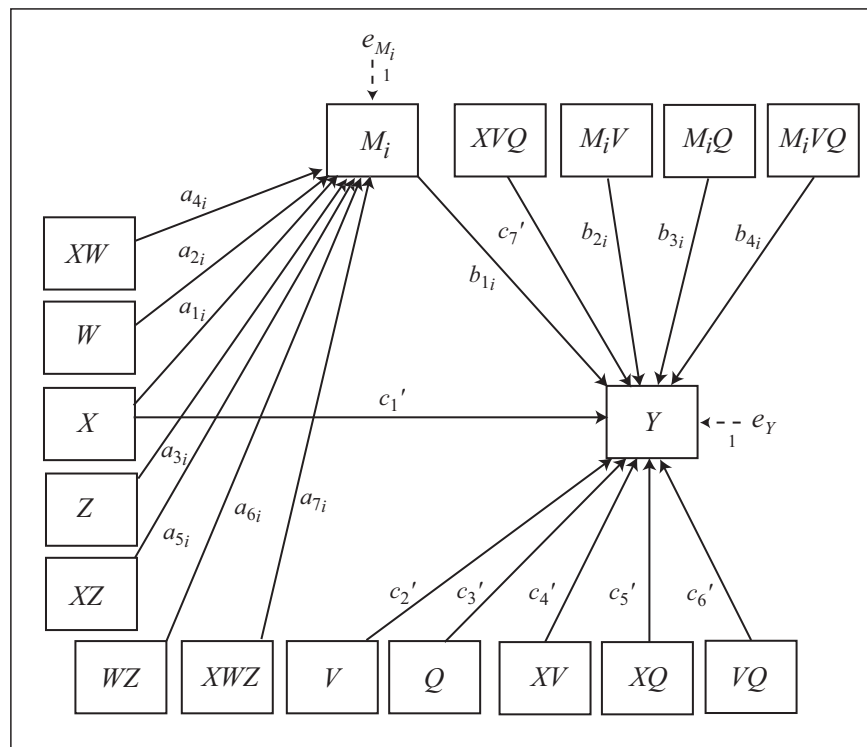
\*Model 55 allows up to 10 mediators operating in parallel

### Model 56

Conceptual Diagram



Statistical Diagram



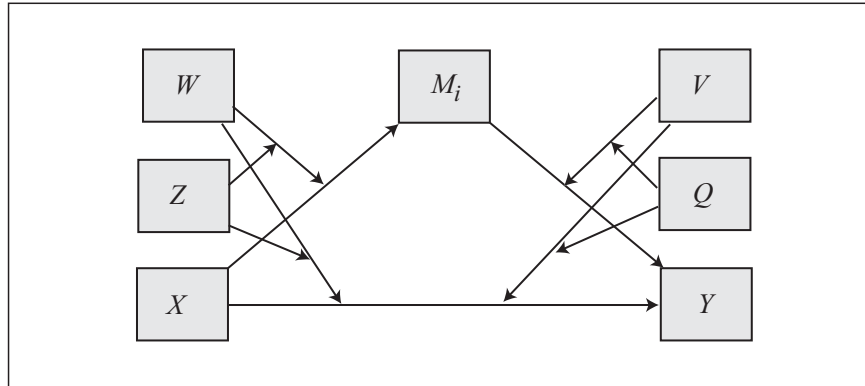
$$\text{Conditional indirect effect of } X \text{ on } Y \text{ through } M_i = (a_{1i} + a_{4i}W + a_{5i}Z + a_{7i}WZ) \cdot (b_{1i} + b_{2i}V + b_{3i}Q + b_{4i}VQ)$$

$$\text{Conditional direct effect of } X \text{ on } Y = (c_{1i} + c_{4i}V + c_{5i}Q + c_{7i}VQ)$$

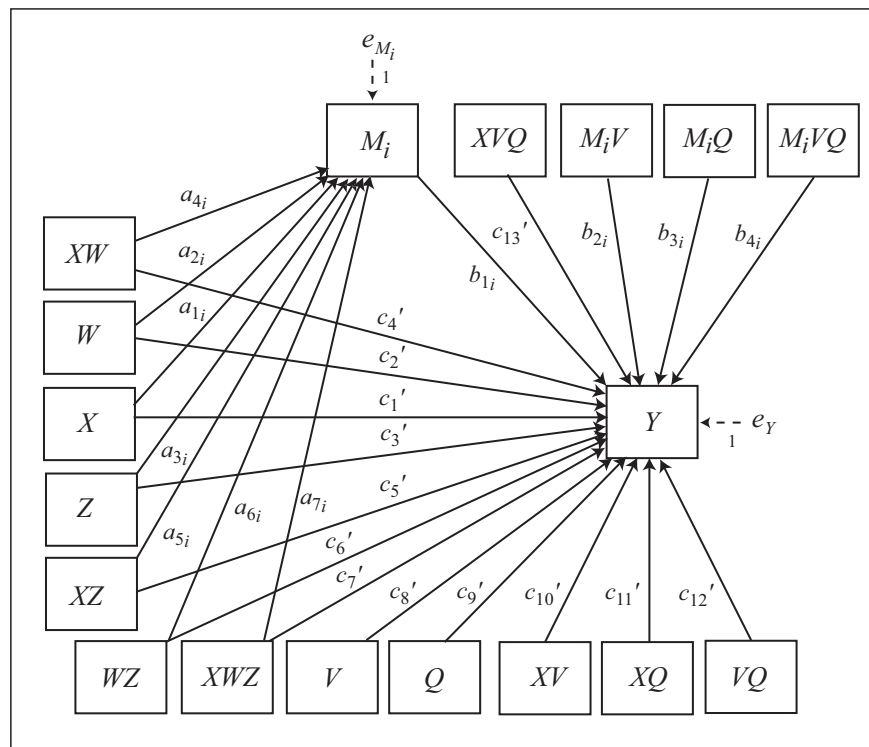
\*Model 56 allows up to 10 mediators operating in parallel

### Model 57

Conceptual Diagram



Statistical Diagram



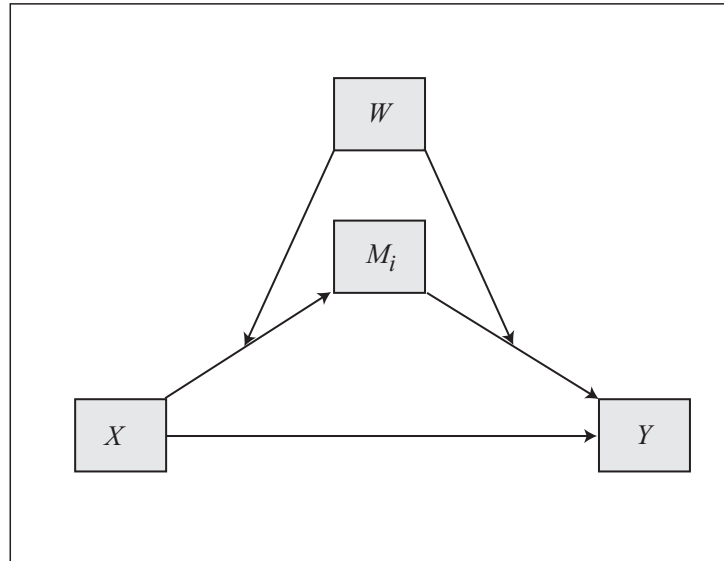
$$\text{Conditional indirect effect of } X \text{ on } Y \text{ through } M_i = (a_{1i} + a_{4i}W + a_{5i}Z + a_{7i}WZ) \cdot (b_{1i} + b_{2i}V + b_{3i}Q + b_{4i}VQ)$$

$$\text{Conditional direct effect of } X \text{ on } Y = (c_{1'} + c_{4'}W + c_{5'}Z + c_{7'}WZ + c_{10'}V + c_{11'}Q + c_{13'}VQ)$$

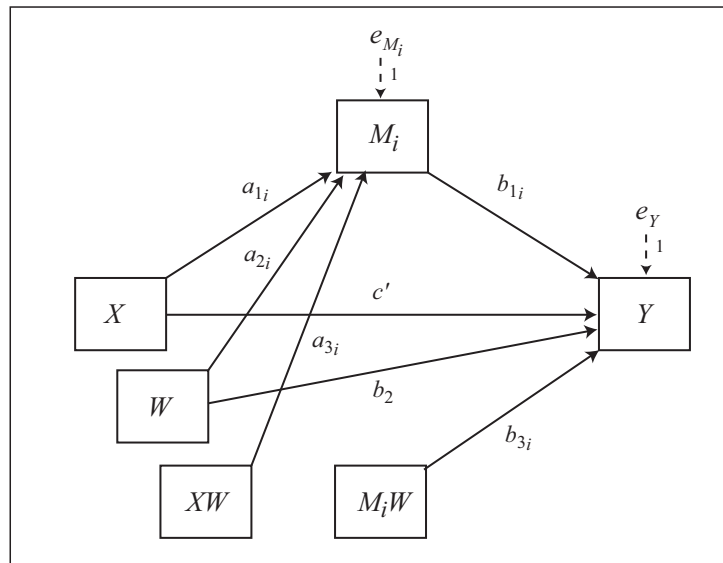
\*Model 57 allows up to 10 mediators operating in parallel

### Model 58

Conceptual Diagram



Statistical Diagram

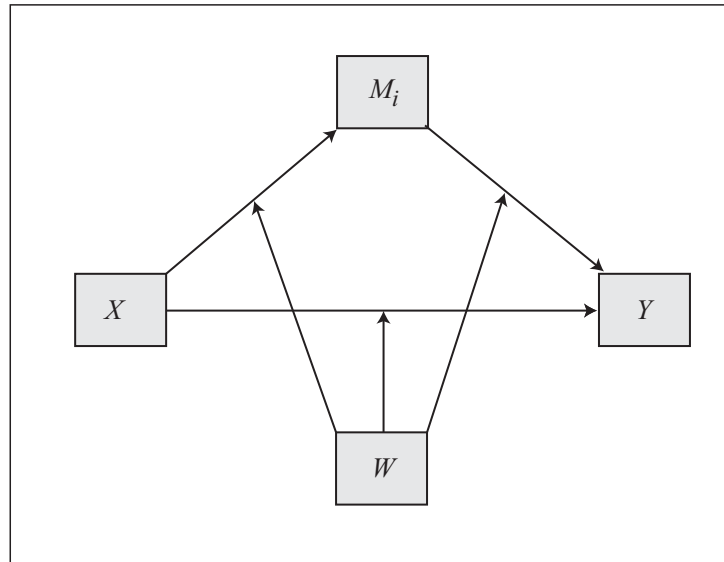


Conditional indirect effect of  $X$  on  $Y$  through  $M_i = (a_{1i} + a_{3i}W)(b_{1i} + b_{3i}W)$   
 Direct effect of  $X$  on  $Y = c'$

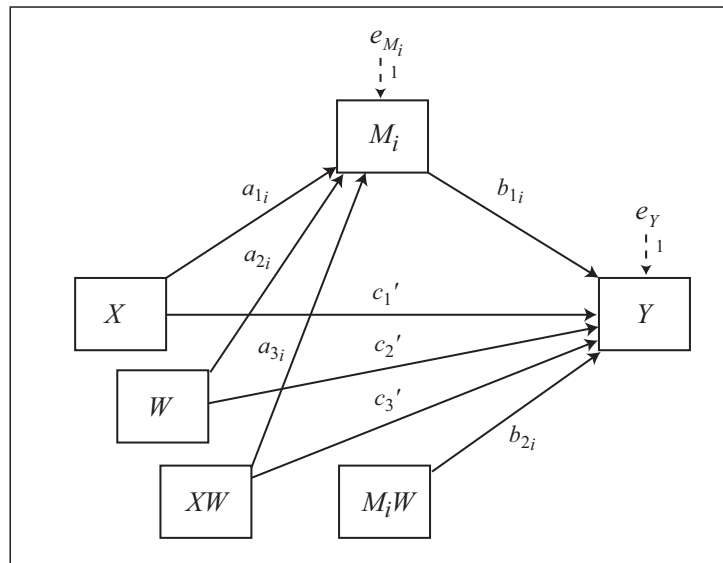
\*Model 58 allows up to 10 mediators operating in parallel

### Model 59

Conceptual Diagram



Statistical Diagram



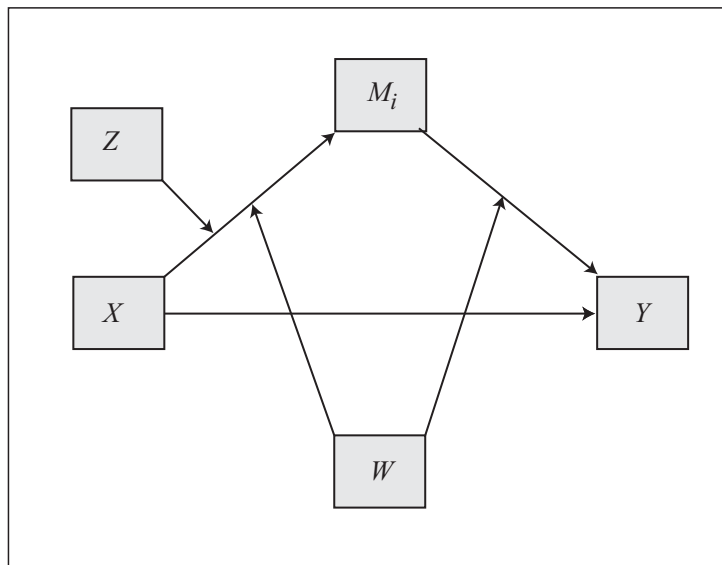
Conditional indirect effect of  $X$  on  $Y$  through  $M_i = (a_{1i} + a_{3i}W)(b_{1i} + b_{2i}W)$   
 Conditional direct effect of  $X$  on  $Y = c_1' + c_3'W$

\*Model 59 allows up to 10 mediators operating in parallel

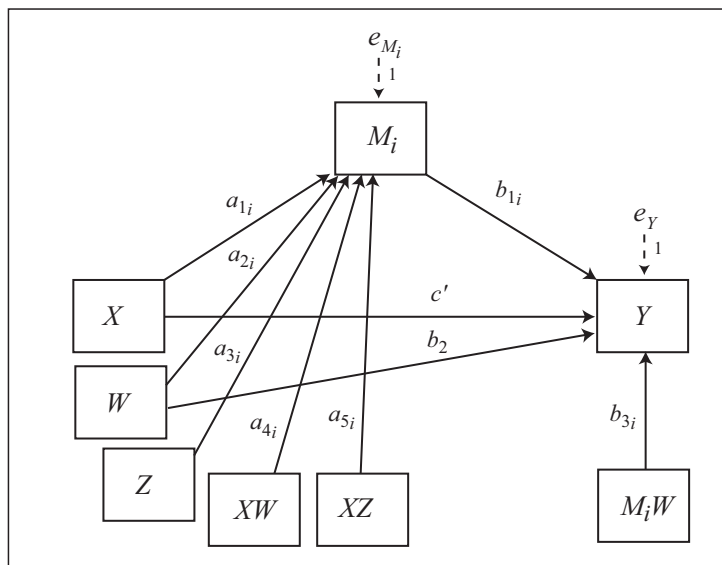


### Model 60

Conceptual Diagram



Statistical Diagram

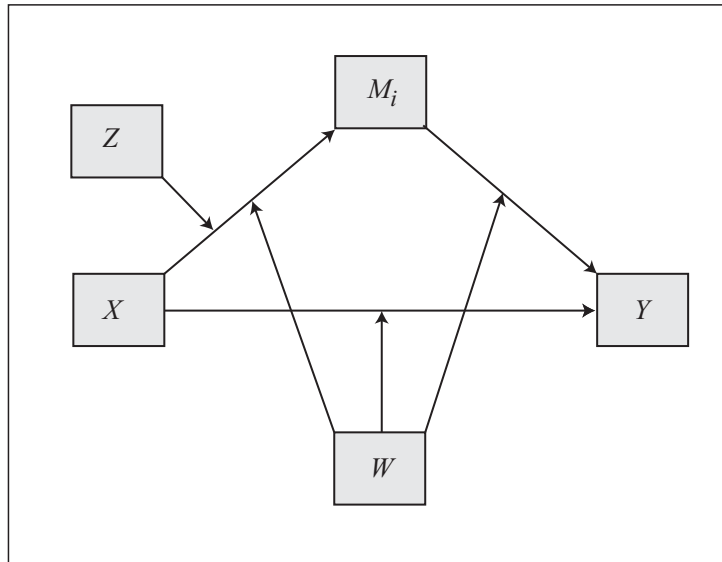


Conditional indirect effect of X on Y through  $M_i = (a_{1i} + a_{4i}W + a_{5i}Z)(b_{1i} + b_{3i}W)$   
 Direct effect of X on Y =  $c'$

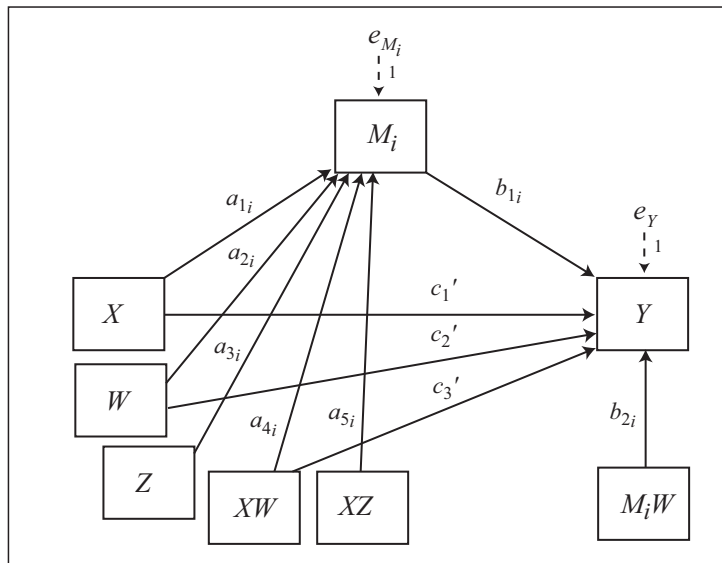
\*Model 60 allows up to 10 mediators operating in parallel

### Model 61

Conceptual Diagram



Statistical Diagram

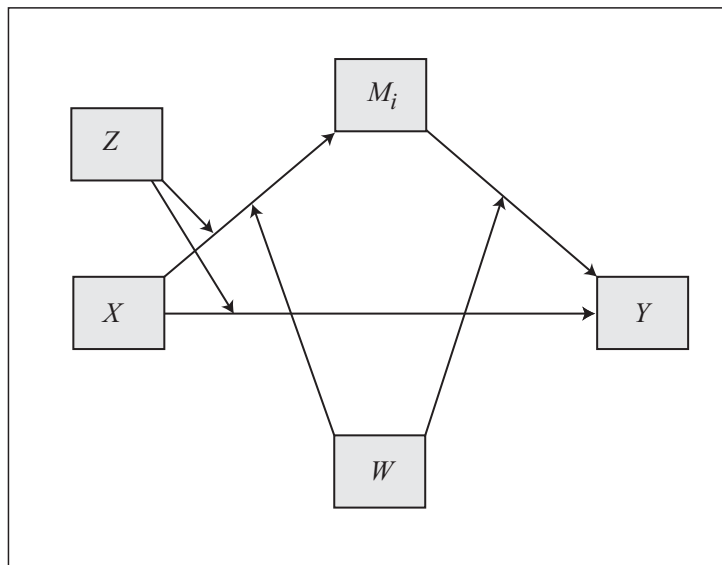


Conditional indirect effect of X on Y through  $M_i = (a_{1i} + a_{4i}W + a_{5i}Z)(b_{1i} + b_{2i}W)$   
 Conditional direct effect of X on Y =  $c_1' + c_3'W$

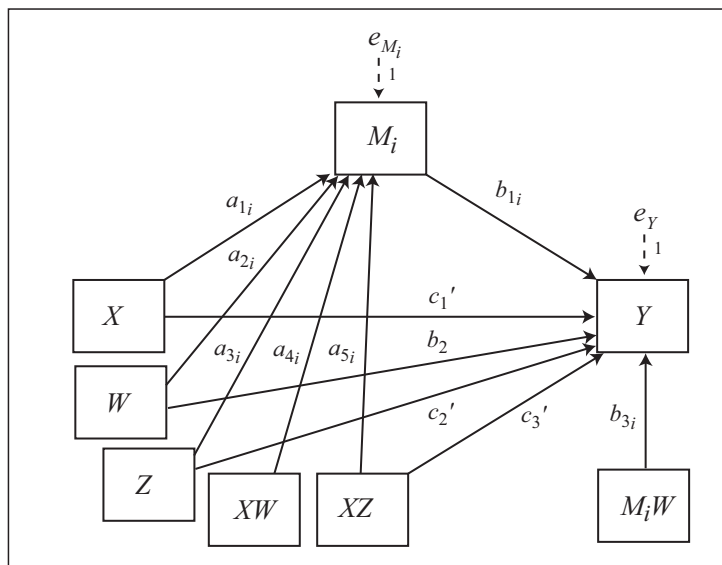
\*Model 61 allows up to 10 mediators operating in parallel

### Model 62

Conceptual Diagram



Statistical Diagram

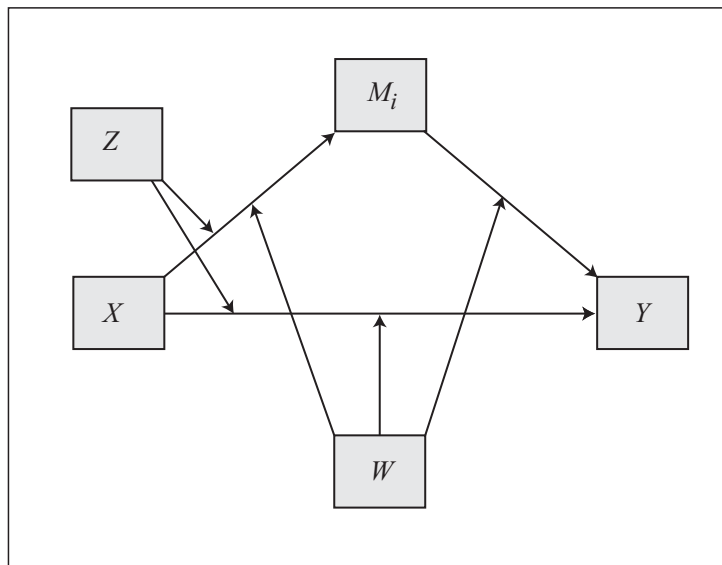


Conditional indirect effect of X on Y through  $M_i = (a_{1i} + a_{4i}W + a_{5i}Z)(b_{1i} + b_{3i}W)$   
 Conditional direct effect of X on Y =  $c_1' + c_3'Z$

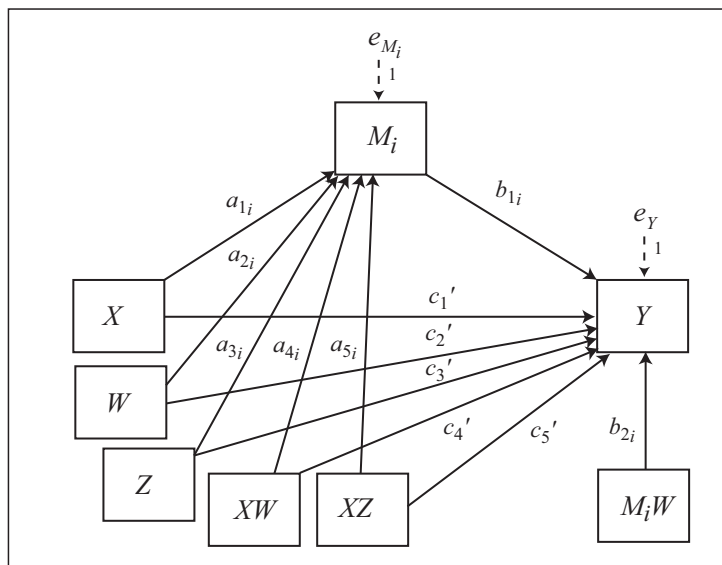
\*Model 62 allows up to 10 mediators operating in parallel

### Model 63

Conceptual Diagram



Statistical Diagram

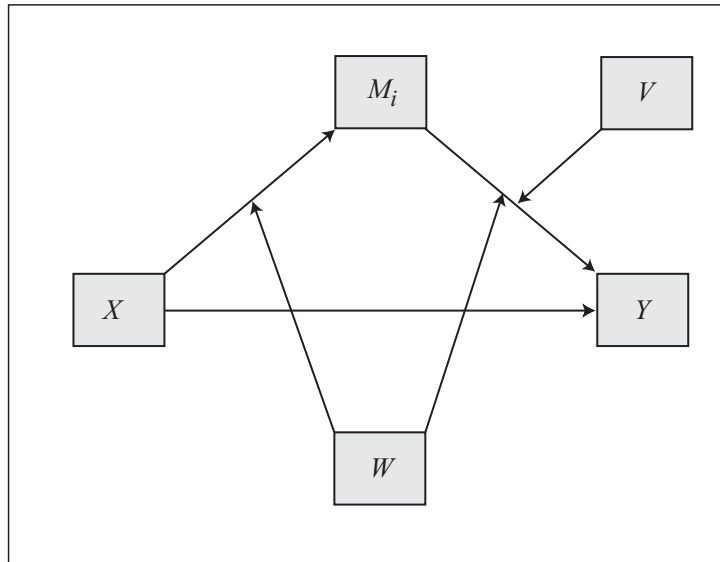


Conditional indirect effect of X on Y through  $M_i = (a_{1i} + a_{4i}W + a_{5i}Z)(b_{1i} + b_{2i}W)$   
 Conditional direct effect of X on Y =  $c_1' + c_4'W + c_5'Z$

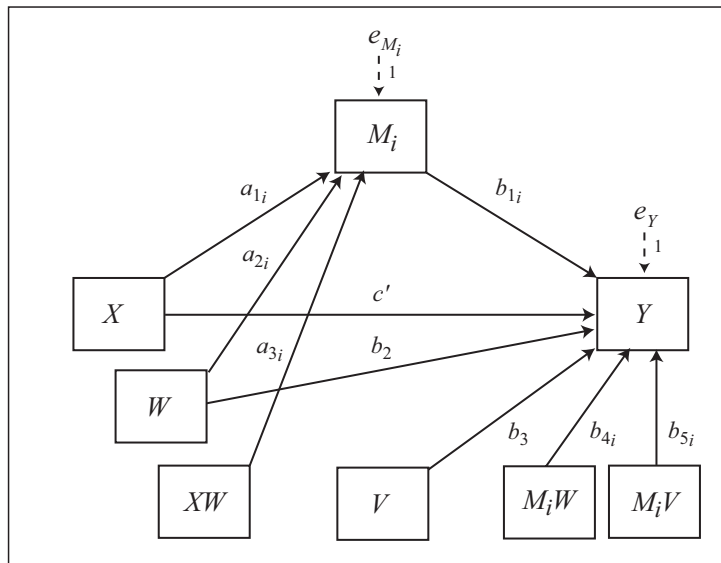
\*Model 63 allows up to 10 mediators operating in parallel

### Model 64

Conceptual Diagram



Statistical Diagram

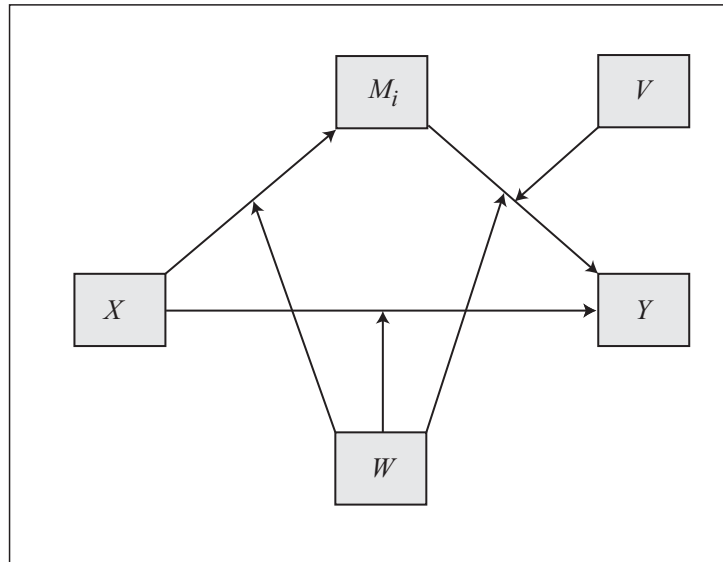


Conditional indirect effect of  $X$  on  $Y$  through  $M_i = (a_{1i} + a_{3i}W)(b_{1i} + b_{4i}W + b_{5i}V)$   
 Direct effect of  $X$  on  $Y = c'$

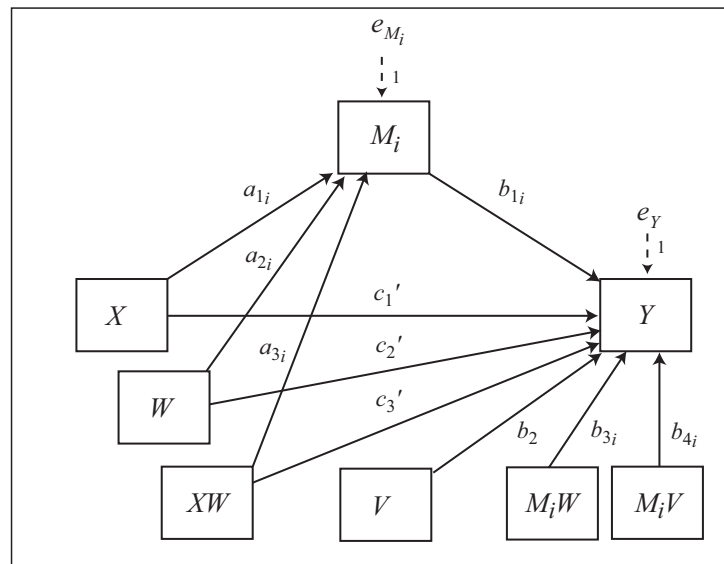
\*Model 64 allows up to 10 mediators operating in parallel

### Model 65

Conceptual Diagram



Statistical Diagram



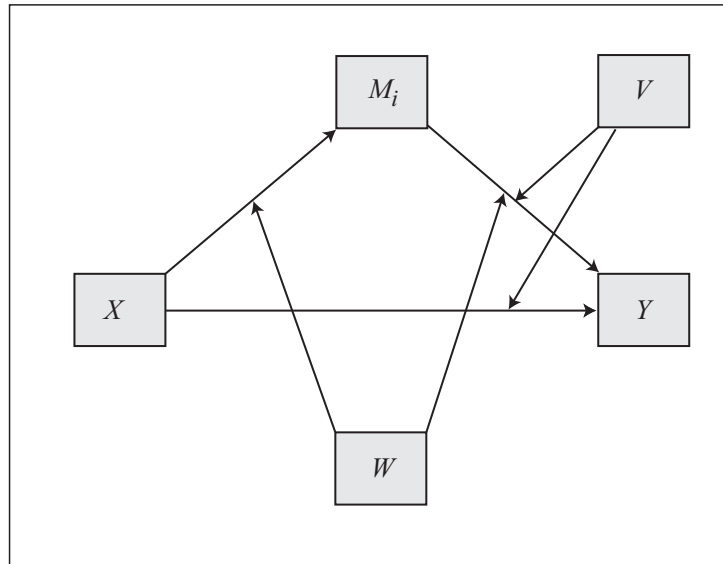
Conditional indirect effect of  $X$  on  $Y$  through  $M_i = (a_{1i} + a_{3i}W) (b_{1i} + b_{3i}W + b_{4i}V)$

Conditional direct effect of  $X$  on  $Y = c_1' + c_3'W$

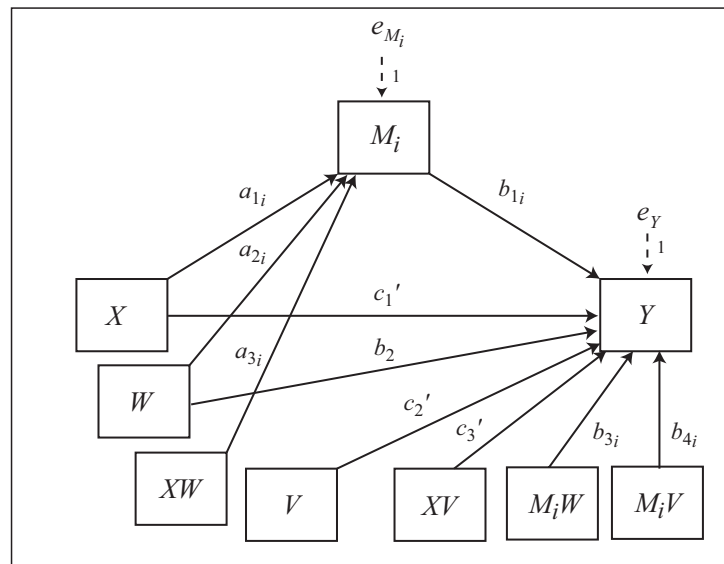
\*Model 65 allows up to 10 mediators operating in parallel

### Model 66

Conceptual Diagram



Statistical Diagram



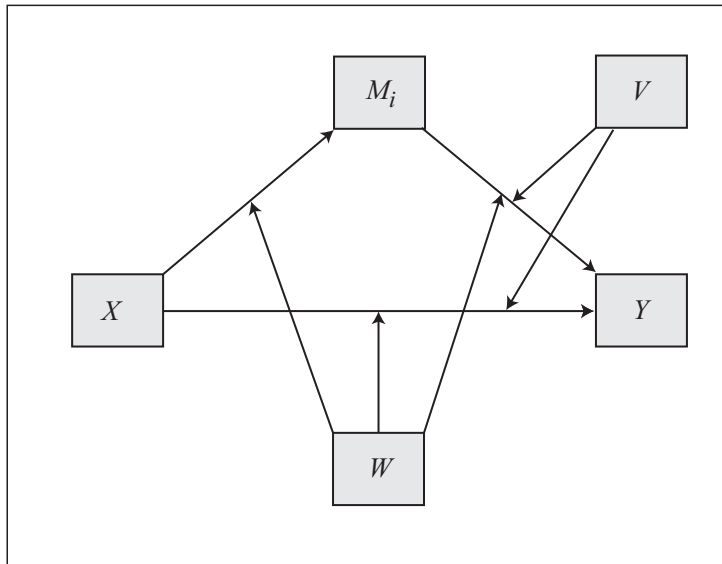
Conditional indirect effect of X on Y through  $M_i = (a_{1i} + a_{3i}W) (b_{1i} + b_{3i}W + b_{4i}V)$

Conditional direct effect of X on Y =  $c_1' + c_3'V$

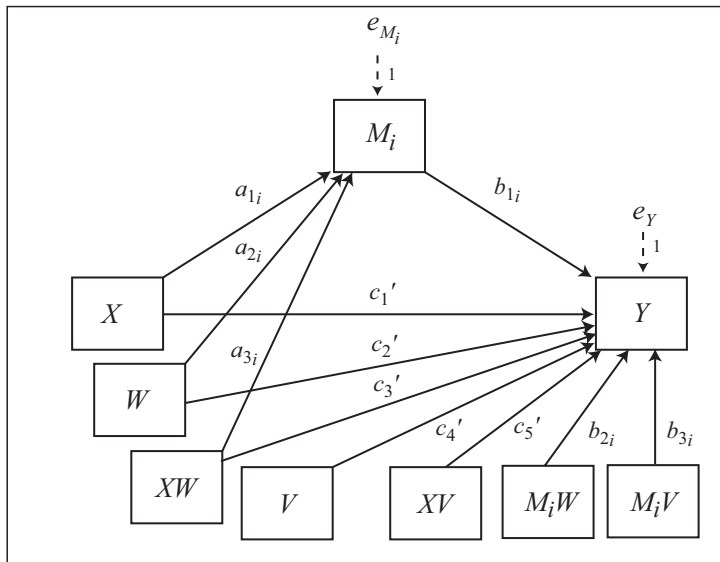
\*Model 66 allows up to 10 mediators operating in parallel

### Model 67

Conceptual Diagram



Statistical Diagram



Conditional indirect effect of X on Y through  $M_i = (a_{1i} + a_{3i}W) (b_{1i} + b_{2i}W + b_{3i}V)$

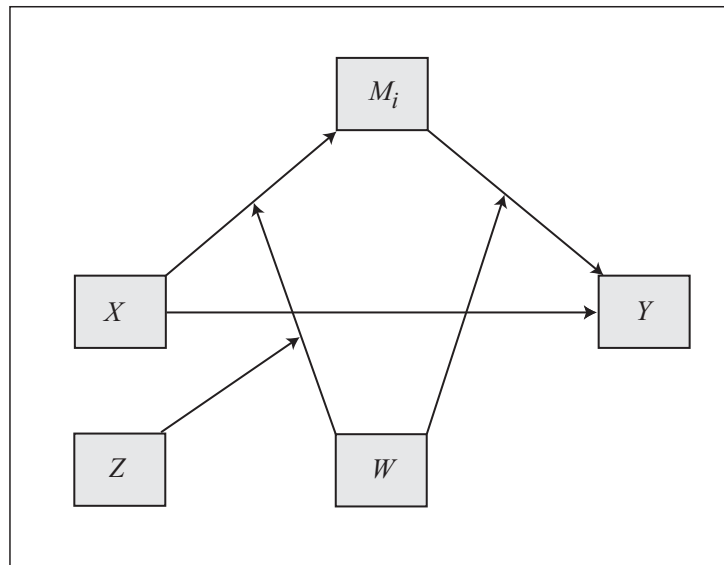
Conditional direct effect of X on Y =  $c_1' + c_3'W + c_5'V$

\*Model 67 allows up to 10 mediators operating in parallel

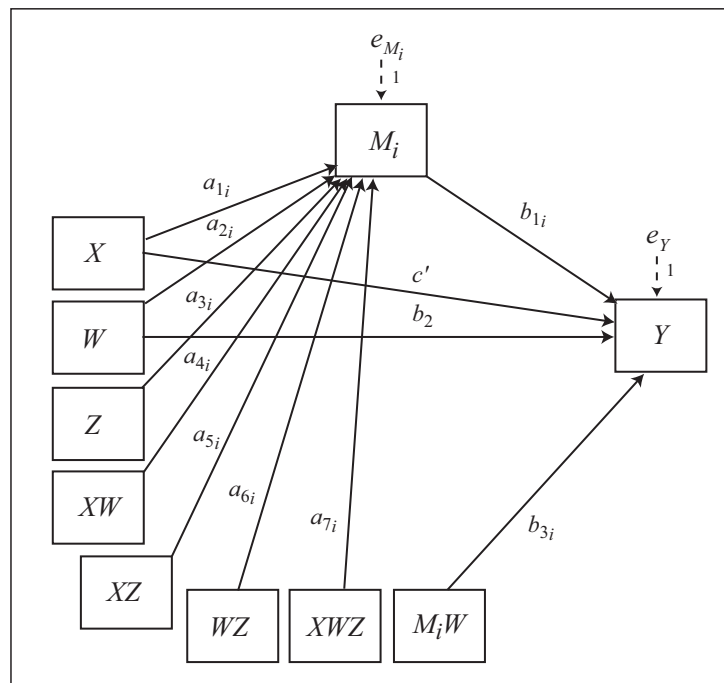


### Model 68

Conceptual Diagram



Statistical Diagram



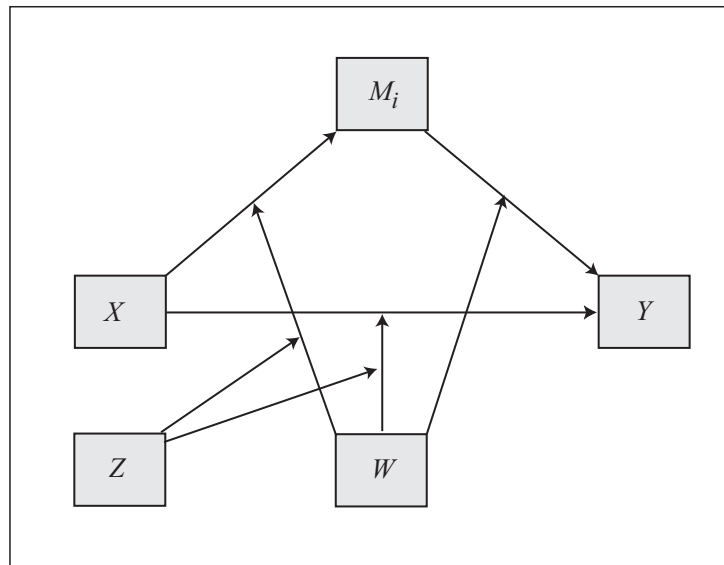
Conditional indirect effect of X on Y through  $M_i = (a_{1i} + a_{4i}W + a_{5i}Z + a_{7i}WZ)(b_{1i} + b_{3i}W)$

Direct effect of X on Y =  $c'$

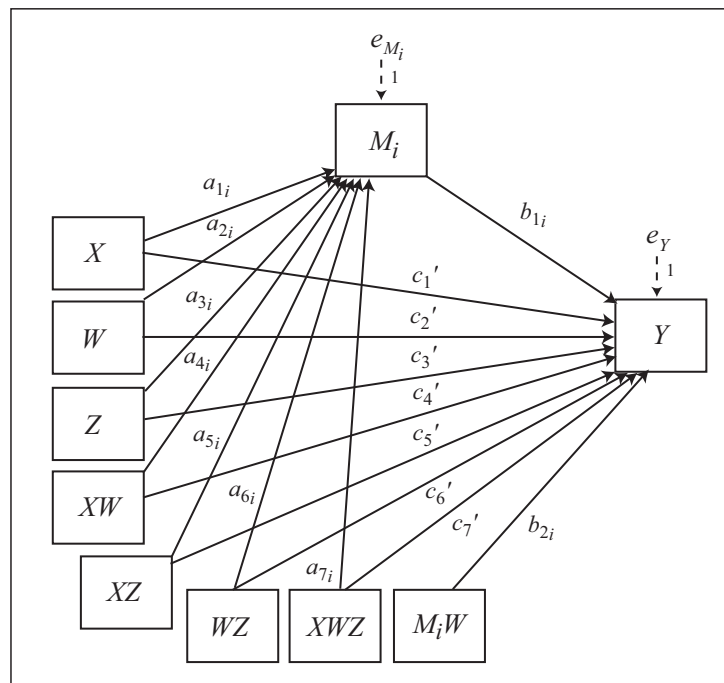
\*Model 68 allows up to 10 mediators operating in parallel

### Model 69

Conceptual Diagram



Statistical Diagram



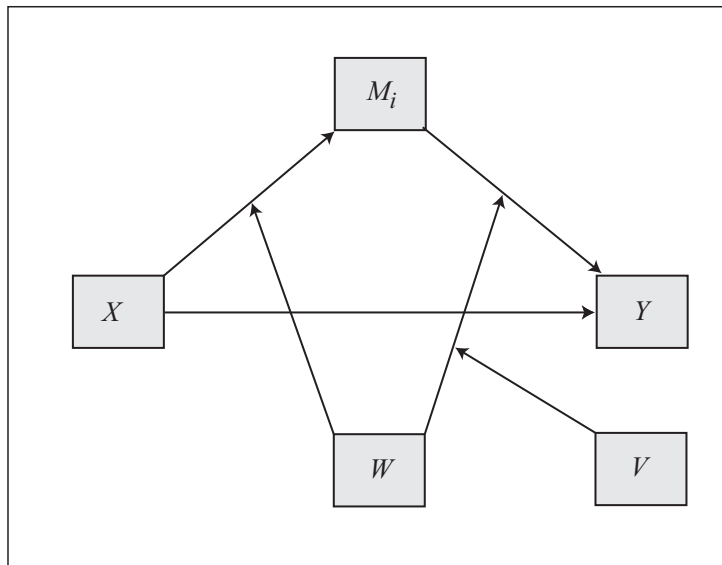
Conditional indirect effect of X on Y through  $M_i = (a_{1i} + a_{4i}W + a_{5i}Z + a_{7i}WZ)(b_{1i} + b_{2i}W)$

Conditional direct effect of X on Y =  $c_1' + c_4'W + c_5'Z + c_7'WZ$

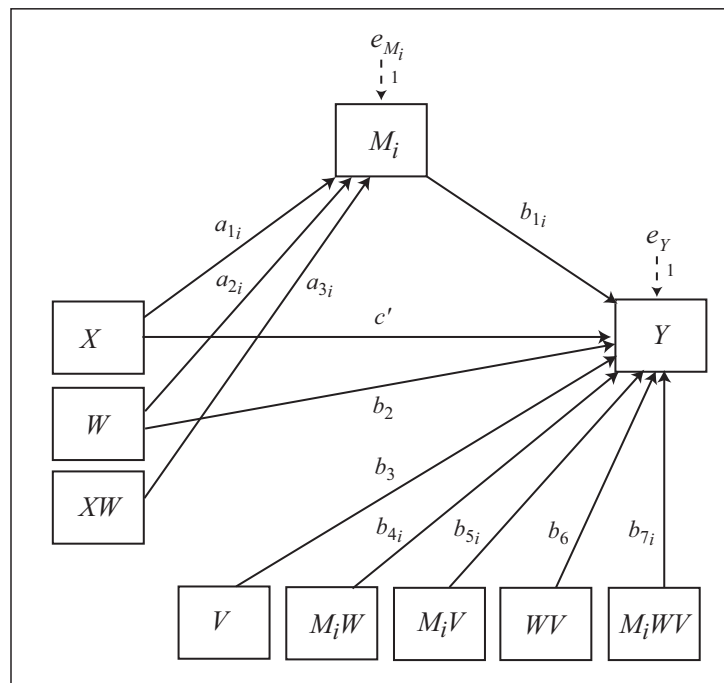
\*Model 69 allows up to 10 mediators operating in parallel

### Model 70

Conceptual Diagram



Statistical Diagram



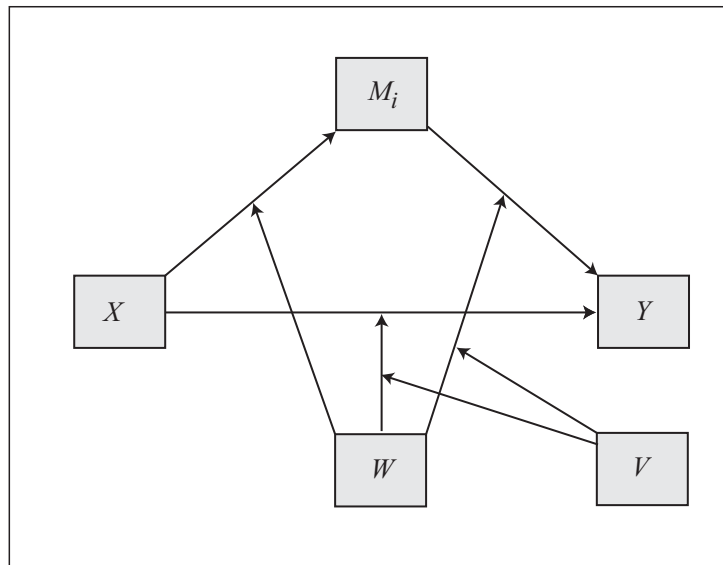
Conditional indirect effect of  $X$  on  $Y$  through  $M_i = (a_{1i} + a_{3i}W)(b_{1i} + b_{4i}W + b_{5i}V + b_{7i}WV)$

Direct effect of  $X$  on  $Y = c'$

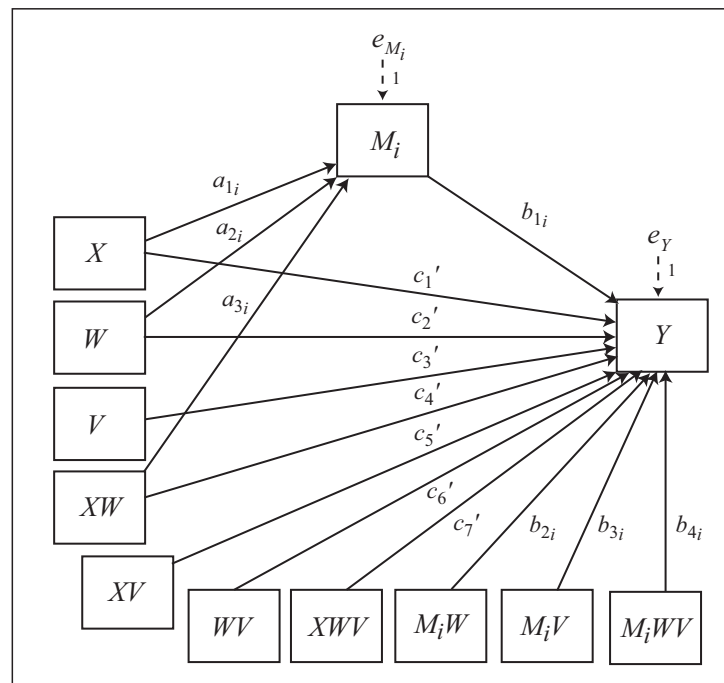
\*Model 70 allows up to 10 mediators operating in parallel

### Model 71

Conceptual Diagram



Statistical Diagram



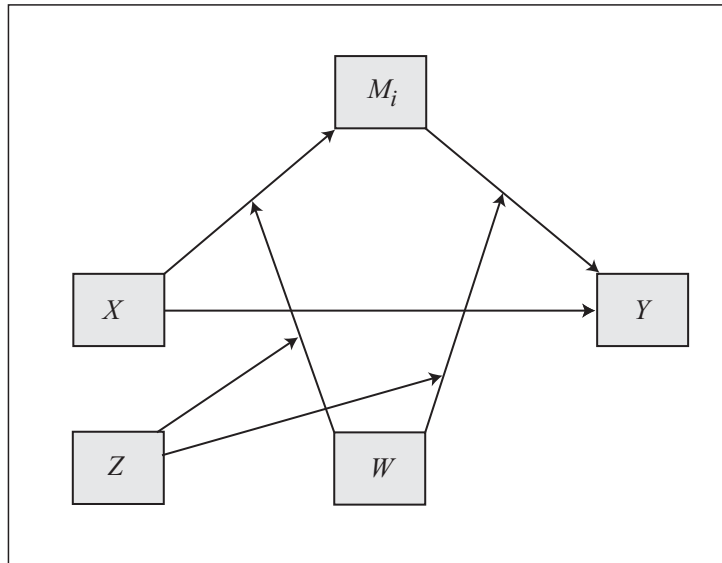
Conditional indirect effect of  $X$  on  $Y$  through  $M_i = (a_{1i} + a_{3i}W)(b_{1i} + b_{2i}W + b_{3i}V + b_{4i}WV)$

Conditional direct effect of  $X$  on  $Y = c_1' + c_4'W + c_5'V + c_7'WV$

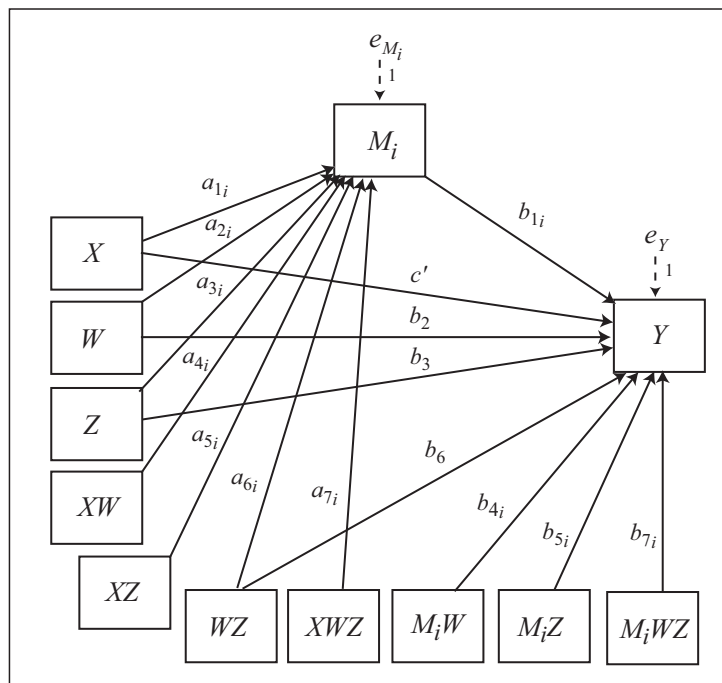
\*Model 71 allows up to 10 mediators operating in parallel

### Model 72

Conceptual Diagram



Statistical Diagram



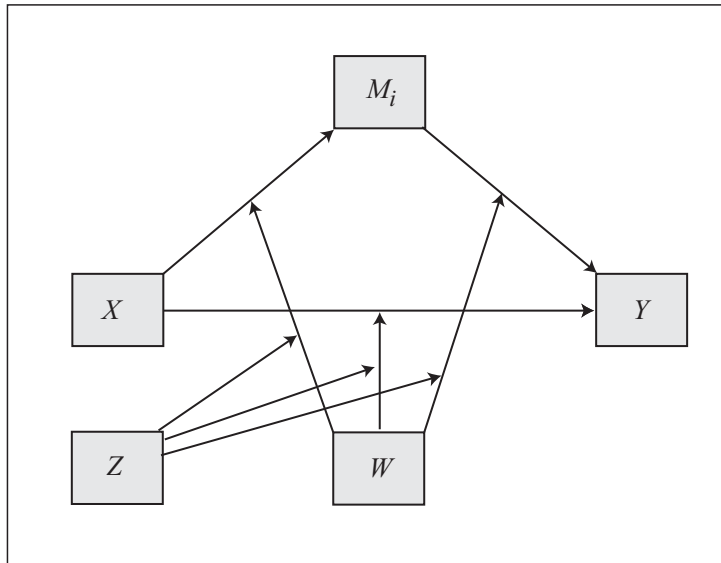
$$\text{Conditional indirect effect of } X \text{ on } Y \text{ through } M_i = (a_{1i} + a_{4i}W + a_{5i}Z + a_{7i}WZ) \cdot (b_{1i} + b_{4i}W + b_{5i}Z + b_{7i}WZ)$$

Direct effect of X on Y =  $c'$

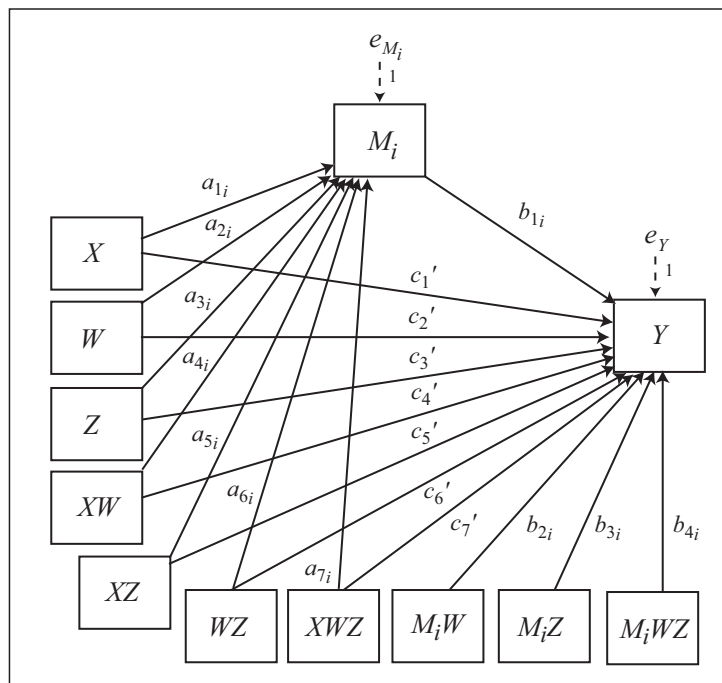
\*Model 72 allows up to 10 mediators operating in parallel

### Model 73

Conceptual Diagram



Statistical Diagram



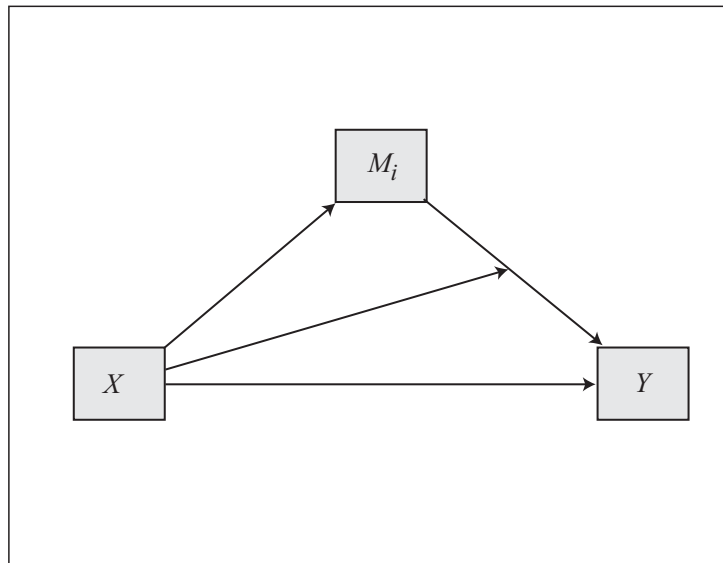
$$\text{Conditional indirect effect of } X \text{ on } Y \text{ through } M_i = (a_{1i} + a_{4i}W + a_{5i}Z + a_{7i}WZ) \cdot (b_{1i} + b_{2i}W + b_{3i}Z + b_{4i}WZ)$$

$$\text{Conditional direct effect of } X \text{ on } Y = c_1' + c_4'W + c_5'Z + c_7'WZ$$

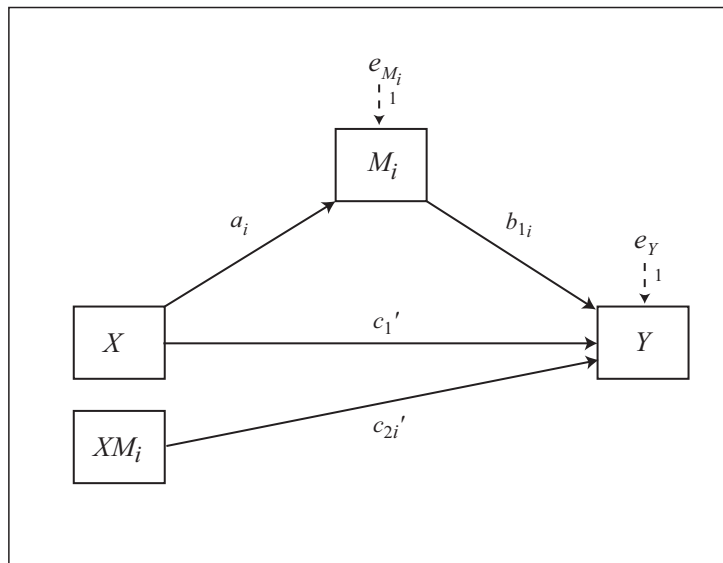
\*Model 73 allows up to 10 mediators operating in parallel

### Model 74

Conceptual Diagram



Statistical Diagram



Conditional indirect effect of  $X$  on  $Y$  through  $M_i = a_i (b_{1i} + c_{2i}'X)$   
 Conditional direct effect of  $X = c_1' + c_{2i}'M$

\*Model 74 allows up to 10 mediators operating in parallel. PROCESS does not produce a table of conditional direct effects for model 74. With only one mediator, use model 1 to generate the conditional direct effects, specifying  $M$  as *moderator*.